

SATURDAY



\*AD5RRSEY\*

A7

22/06/2024

#124

COMPANIES HOUSE

# Nostra Terra

OIL AND GAS COMPANY PLC

ANNUAL REPORT AND ACCOUNTS 2023

Registration number: 05338258

## **Nostra Terra Oil and Gas Company Annual Report and Accounts 2023**

### **Contents**

	<b>Page</b>
Company Information	1
Chairman's Report	2
Chief Executive Officer's Report	3
Strategic Report	5
Directors' Report	8
Directors' Information	12
Corporate Governance Report	13
Independent Auditor's Report	17
Consolidated Income Statement	24
Consolidated Statement of Comprehensive Income	25
Consolidated Statement of Financial Position	26
Company Statement of Financial Position	27
Consolidated Statement of Changes in Equity	28
Company Statement of Changes in Equity	29
Consolidated and Company Statement of Cash Flows	30
Notes to the Financial Statements	31

## **Nostra Terra Oil and Gas Company Annual Report and Accounts 2023**

### **Company Information**

#### **Directors**

Stephen Staley (Non-Executive Chairman)  
Paul Welch (Chief Executive Director)  
John Stafford (Non-Executive Director)

#### **Secretary**

*D&A Secretarial Services Limited*

#### **Registered office**

Salisbury House,  
London Wall,  
London EC2M 5PS

#### **Registered number**

05338258 (England and Wales)

#### **Auditor**

*MAH, Chartered Accountants*  
2<sup>nd</sup> Floor  
154 Bishopsgate  
London EC2M 4LN

#### **Nominated adviser**

*Beaumont Cornish Limited*  
Building 3  
566 Chiswick High Road  
London W4 5YA

#### **Broker**

*Novum Securities Limited*  
2<sup>nd</sup> Floor, Lansdowne House  
57 Berkeley Square  
London W1J 6ER

#### **Solicitors**

*Druces LLP*  
Salisbury House  
London Wall,  
London EC2M 5PS

#### **Bankers**

*Washington Federal Bank*  
425 Pike Street,  
Seattle, WA 98101  
USA

#### **Registrars**

*Share Registrars Ltd*  
The Courtyard  
17 West Street  
Farnham  
Surrey GU9 7DR

#### **Website**

[www.ntog.co.uk](http://www.ntog.co.uk)

## Nostra Terra Oil and Gas Company Annual Report and Accounts 2023

### Chairman's Report

#### 2023 – A year of reflection and change.

It is my pleasure to introduce Nostra Terra Oil & Gas Company PLC's annual report for the year ending 31 December 2023.

Over the past year, we have seen an escalation in turmoil across the globe, with the start-up of a conflict in the Middle East while the war in Ukraine continued unabated. Against this uncertain macro backdrop, the Company maintained its focus on its US domestic market activities with a renewed emphasis on cost controls and cash flow generation. This was important because oil prices were generally flat for the year while inflation increased our overall cost base.

The Company didn't drill or participate in any new wells in 2023 but did benefit from a favourable ruling from the Texas Railroad Commission on the Fouke Field. The Commission approved the operator's request to increase the field allowable production rate from 82 bopd to 124 bopd, allowing these wells to maintain their high production rates. As a result, the Company negotiated an agreement to review the existing 3D seismic data over the Pine Mills acreage and beyond, some 88,000 acres, looking for new opportunities similar to Fouke. This technical work is now nearing completion, and I'm optimistic about the results and the potential for further development opportunities in and around our Pine Mills asset.


Also, in line with our strategy for 2023, the treatment facilities at Pine Mills were expanded to increase their water handling and injection capabilities. These are mature facilities, and due to the high-oil price environment in 2022, a year in which we saw our highest corporate production levels, some maintenance activity was deferred. This work is almost complete, and I anticipate increasing volumes from the legacy Pine Mills wells in 2024.

Overall, 2023 was a year in which we undertook activities focused on improving our cost structure and technical understanding of our asset base. We also initiated reviews of each asset within the portfolio to determine whether they generated sufficient cash flow to be retained and, if not, what could be done to improve their performance. This work continues today, and I anticipate changes in the asset portfolio in 2024 that will enhance the Company's overall profitability.

The WAFD capital facility provided to Nostra Terra has been a valuable tool for the business, allowing us to undertake a range of activities without shareholder dilution. However, the increase in interest rates has raised the cost of this facility, and we plan to reduce our outstanding balance over the course of 2024. This reduction will allow us to continue reducing our overall operating costs and improve our profitability.

Finally, post-period, Matt Lofgran, our long-serving CEO, stepped down to pursue other activities beyond NTOG. I wish him the best in his future activities. I was pleased that Paul Welch, a current member of the board and someone with a deep understanding of NTOG and the sector, agreed to take up the role. I look forward to working with Paul on the next phase of NTOG's development.

As always, I want to thank you for your continuing support throughout the last year.

DocuSigned by:  
  
05265CE4065E480...

Dr Stephen Staley  
Non-Executive Chairman  
31 May 2024

## Nostra Terra Oil and Gas Company Annual Report and Accounts 2023

### Chief Executive Officer's Report

**In 2023, the Company focused on creating new opportunities from its existing asset base whilst reviewing asset performance. This was done to increase corporate cash flows in a flat commodity price environment with increased costs due to inflation.**

The continued success in the Fouke area indicated that there was potentially a significant yet undeveloped opportunity in our Pine Mills asset. This led us to enter into a strategic agreement with our partner in the Fouke wells, providing the Company with access to 80,000 acres (324 km<sup>2</sup>) of 3D seismic to locate Fouke analogue locations. The first results of this undertaking are now being received. The initial focus of this effort was on the Pine Mills field acreage, where the Company has a 100% working interest. I expect that we will have several locations to develop, subject to additional funding, in the very near term.

In addition to this technical effort, we took an opportunity to invest in the Pine Mills facilities to improve their efficiency and their ability to handle increased fluid volumes in the future. This will allow any future Fouke analogue wells to be tied in immediately after drilling, should they be successful. This is especially important because, as Steve mentioned, our partner successfully increased the field allowable to +120 bopd, making any future Fouke well potentially 50% more productive.

Finally, we initiated an asset performance review to better understand how efficiently the assets were contributing to our cash flow generation and what could be done to improve their performance. This review is still underway today, but early indications suggest that several assets can be significantly improved while others probably cannot. Once concluded, I anticipate that the changes we make in our investment activities will enhance our ability to generate cash flow from our asset base more efficiently.

Revenues for the year were \$2,816,000, a 30% decrease from \$4,021,000 in 2022. This reflects a combination of a 13% decrease in production sales and a deterioration in the commodity price environment (average \$73.38 per barrel sold in 2023 compared to \$91.17 in 2022). Gross profit before non-cash items (depreciation, depletion, and amortization) was \$1,408,000, a reduction from \$2,242,000 in 2022.

### United States

All of Nostra Terra's operations in the US target conventional reservoirs (i.e., not shale), typically with lower lifting costs and longer-life reserves than unconventional ones.

Area	2023 Production (Barrels sold)	Percentage of Portfolio by sales
East Texas	33,375	87.0%
West Texas	3,347	8.7%
South Texas	1,651	4.3%

#### East Texas (33- 100% WI)

Nostra Terra's core asset is the Pine Mills Field (100% WI), which provides a baseline of low decline production of +/- 70 bopd. In 2023, production from the area accounted for 87% of the Company's sales. Production remained flat throughout the year from the core producing area. Within this core, the search for the Fouke analogue wells was initiated in 2023.

## **Nostra Terra Oil and Gas Company Annual Report and Accounts 2023**

### **Chief Executive Officer's Report (continued)**

#### **West Texas (50 – 100% WI)**

In 2023, production from the area accounted for 8.7% of the Company's sales (50-75% WI). During 2023, the Company completed a technical study of the completion operations and found that offset water injection had created a series of high-pressured water-filled zones that were frac'd when the Grant East #1 (GE#1) well was completed. The fluid contribution from these zones made the completion of the GE#1 subeconomic and a challenge for the remainder of the locations within the Grant East acreage. As a result, post-period, the Grant East lease was not renewed for another year.

#### **South Texas (100% WI)**

The Caballos Creek asset, comprising two leases, did not perform well in 2023. Numerous equipment and technical issues caused problems, and after a detailed review of the operations, NTOG decided not to invest further in these assets and is now actively looking to divest them.

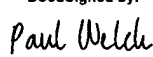
### **Senior Lending Facility**

The facility is currently close to its maximum level of US\$4,250,000. As Steve mentioned, the cost of this facility has increased as interest rates have risen, and it's the desire of the BOD to decrease the cost of this facility throughout 2024 with a reduction in the facility amount and a forecast decrease in interest rates. The facility is a valuable tool for our business, but with the change in interest rates, its costs are higher than I would like. The planned reduction in size will free up cash in future periods that can be invested more efficiently into the assets.

### **Outlook**

The Company intends to focus on reducing costs and generating cash flow from its existing asset base. Additionally, we intend to complete our technical studies and asset reviews and take the appropriate actions to improve the performance of our assets. Finally, we intend to reduce the Company's debt levels, further reducing our operating costs, with any cash surplus being used to grow our production volumes efficiently.

I'm very grateful for the warm reception that I've received from our shareholders since my arrival. It's been much appreciated. On behalf of the entire team at Nostra Terra, I want to thank you for your support, and I look forward to delivering value to everyone in the future.

DocuSigned by:  
  
54C6AB4F4D3449D...

Paul Welch  
*Chief Executive Officer*

31 May 2024

## **Nostra Terra Oil and Gas Company Annual Report and Accounts 2023**

### **Strategic Report**

The directors present their Strategic Report for Nostra Terra Oil and Gas Company plc (“the Company”) and its subsidiaries (collectively “the Group”) covering the year ended 31 December 2023.

#### **Principal activity**

The Group’s principal activity is the exploitation of hydrocarbon resources, focusing currently on the USA.

#### **Our strategy**

- 1 Grow Production and Reserves from Pine Mills
- 2 Increase cashflows
- 3 Make acquisitions that are accretive to shareholders
- 4 Use technical advances to extract further value from maturing assets
- 5 Develop strategic partnerships that allow the Company to leverage our existing assets to generate returns or create value through new opportunities

#### **Our business model**

Nostra Terra is focused on achieving profitable and sustainable growth within established hydrocarbon provinces. We see the scope for sustained profitable growth throughout many well-established hydrocarbon systems. Our business model is to continue upgrading our exploration and production portfolio by identifying, screening, and investing in a diverse portfolio of upstream assets, targeting the most attractive opportunities. We focus on conventional reservoirs where assets have lower lifting costs and long-life reserves.

#### **Review of business, future developments, trading outlook, and future strategy**

The results for the year and the financial position of the Company and the Group are shown in the financial statements. They are also noted in the Chairman’s Report on page 2 and the Chief Executive Officer’s Report on page 3.

#### **Growth opportunities**

Nostra Terra is focused on existing, proven basins with conventional reservoirs in Texas, USA. The Company is also pursuing growth opportunities outside the USA.

#### **Key Themes for 2023**

- Continued turmoil in the world has decreased our interest in international expansion.
- Inflation has increased the cost base and commodity prices have been flat. Making efficient production more important.
- The Fouke area success has focused the Company’s attention on analogue opportunities in and around Pine Mills.
- Borrowing costs have increased, leading to a BOD desire to decrease the WAFD facility size.
- Efficient cash flow generation is a focus and assets that don’t perform will be divested.

## **Nostra Terra Oil and Gas Company Annual Report and Accounts 2023**

### **Strategic Report (continued)**

#### **Key performance indicators**

At this stage in the Company's development, the directors regularly monitor key performance indicators primarily: production rates, operating costs, general administrative expenses cash flows and bank balances, which are tightly controlled.

	<b>2023</b>	<b>2022</b>
	<b>\$'000</b>	<b>\$'000</b>
Cash and cash equivalents	26	132
Administrative expenses	870	1,074
	<b>BOE</b>	<b>BOE</b>
Production (net)	38,373	44,097

#### **Principal risks and uncertainties**

##### **Managing Our Risk**

Risk management is at the core of achieving our strategy and delivering long-term value to shareholders. The Board, its committees, and the executive team are actively engaged in setting the risk agenda and managing risks and opportunities of the Company. The Company maintains a Risk Register as a part of the Board's fiduciary and oversight responsibilities.

##### **Definition of Risk**

A risk is defined here as a potential future event that may influence the achievement of business objectives. This includes both "upside" (opportunity) and "downside" (threat) risks. Threats and opportunities can come from various sources and can be directly related to the Company's operational and commercial activities and support functions, or they can arise externally: from suppliers, regulators, competitors; from the economic environment or political climate.

##### **Risk Management**

The Company is acutely aware of the oil and gas activity risks. Such risks range from global commercial risks, such as stock market volatility and commodity pricing, to geopolitical risks in terms of market access, tariffs and contractual relationships through to operational risks. In addressing the latter, ensuring the safety of our personnel and subcontracting staff and protecting the environment in which we work are paramount.

The key risk in development and production is the technical risk of not finding and producing sufficient hydrocarbons to be economic. While the US mid-continent is a proven hydrocarbon region and is seeing resurgence through the application of new drilling and well completion technologies, there are also environmental and economic risks, as there are in any hydrocarbon region. Further information relating to risk can be found on note 20 of these accounts.

## **Nostra Terra Oil and Gas Company Annual Report and Accounts 2023**

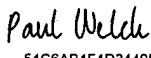
### **Strategic Report (continued)**

#### **Companies Act S.172**

The Directors acknowledge their duty under s.172 of the Companies Act 2006 and consider that they have, individually and together, acted in the way that, in good faith, would most likely promote the Company's success for the benefit of its members as a whole. In doing so, they have had regard (amongst other matters) to:

- the likely consequences of any decision in the long term. The Group's long-term strategic objectives, including progress made during the year and principal risks to these objectives, are shown in the strategic report and the key performance indicators.
- the interests of the Company's employees. Our employees are fundamental to us achieving our long-term strategic objectives.
- the impact of the Company's operations on the community and the environment. The Group operates honestly and transparently. We consider the impact on the environment on our day-to-day operations and how we can minimise this.
- the desirability of the Company maintaining a reputation for high standards of business conduct. We will behave responsibly, operating within the high standard of business conduct and good corporate governance.
- the need to act fairly as between members of the Company. We will behave responsibly towards our shareholders and treat them fairly and equally so they may benefit from the successful delivery of our strategic objectives.

This Strategic Report was approved by the board of directors on 31 May 2024 and signed on behalf of the board by:

DocuSigned by:  
  
54C6AB4F4D3449D...

Paul Welch

*Chief Executive Officer*

## Nostra Terra Oil and Gas Company Annual Report and Accounts 2023

### Directors' Report

The directors present their annual report and audited financial statements for the year ended 31 December 2023.

The review of business and future developments has been undertaken in the strategic report for the year ended 31 December 2023.

#### Listing

The Company's ordinary shares have been quoted on the AIM market of the London Stock Exchange since 20 July 2007. Beaumont Cornish Limited is the Company's nominated advisor and Novum Securities Limited is the Company's broker.

The closing mid-market price at 31 December 2023 was 0.17p (2022: 0.28p).

#### Results and dividends

The loss for the year ended 31 December 2023 was \$472,000 (2022: \$546,000).

No dividends will be distributed for the year ended 31 December 2023 (2022: \$nil).

#### Directors

The following directors have held office for the year ended 31 December 2023:

M B Lofgran (resigned 19 May 2024)

J Stafford

S Staley

P Welch

The directors' remuneration for the years ended 31 December 2023 and 2022 are summarised as follows:

	Salary	Fees	Share-based payments	2023 Total
	\$	\$	\$	\$
M B Lofgran	190,000	-	2,721	192,721
S Staley	-	61,070	-	61,070
J Stafford	-	47,771	-	47,771
P Welch	-	37,950	-	37,950
<b>Total</b>	<b>190,000</b>	<b>146,791</b>	<b>2,721</b>	<b>339,512</b>

31 December 2022:

	Salary	Fees	Share-based payments	2022 Total
	\$	\$	\$	\$
M B Lofgran	275,000	-	2,721	277,721
S Staley	-	48,780	-	48,780
J Stafford	-	37,107	-	37,107
P Welch	-	41,400	-	41,400
<b>Total</b>	<b>275,000</b>	<b>127,287</b>	<b>2,721</b>	<b>405,008</b>

## Nostra Terra Oil and Gas Company Annual Report and Accounts 2023

### Directors' Report (continued)

There were no benefit-in-kind payments during the year.

More detail on the share options issued to Directors' during the year are disclosed within the share-based payment note together with the outstanding options and warrants at the year-end, please refer to note 23.

At 31 December 2023, the directors' beneficial interests in the Company's issued share capital were as follows:

	31.12.23		31.12.22	
	Number of ordinary shares of 0.1 p each	Percentage of issued share capital	Number of ordinary shares of 0.1 p each	Percentage of issued share capital
M B Lofgran	50,705,463	4.96%	50,705,463	6.79%
J Stafford	2,500,000	0.24%	2,500,000	0.33%
S Staley	8,166,667	0.80%	8,166,667	1.09%
P Welch	-	-	-	-

### Remuneration Committee and Policy

The Remuneration Committee takes into account both group and individual performance, market value, and sector conditions in determining executive directors' remuneration. The Group's policy is to pay competitive but affordable salaries compared with peer companies in the oil and gas sector, until the Group has established a good position with acreage, assets, income and cash at hand. All current salaries are without pension or benefits.

### Substantial shareholders

As at 21 February 2024, the Company was aware of the following interests in its issued share capital:

	Number of ordinary shares of 0.1 p each	Percentage of issued share capital
DOS Hermanos International LLC	115,000,000	11.26%
Primer Miton Group PLC	103,466,244	10.13%
Interactive Investor Services Nominees Limited	94,151,664	9.22%
Bono Energy Group Limited	87,750,000	8.59%
Discovery Energy Limited	58,253,802	5.70%
M Lofgran	50,705,463	4.96%
HDSL Nominees Limited	50,860,918	4.98%
J Bolitho	44,000,000	4.31%
HDSL Nominees Limited	35,232,462	3.45%
Hargreaves Lansdown (Nominees) Limited	33,693,317	3.30%
Barclays Direct Investing Nominees Limited	32,549,423	3.19%
Peel Hunt Partnership Limited	32,333,261	3.17%

## **Nostra Terra Oil and Gas Company Annual Report and Accounts 2023**

### **Directors' Report (continued)**

#### **Events after the reporting period**

Refer to note 26 for details.

#### **Publication of accounts on company website**

The Company publishes the financial statements on its website. The directors are responsible for the website's maintenance and integrity, and their responsibility also extends to the financial statements contained therein.

#### **Indemnity of officers**

The Group may purchase and maintain, for any director or officer, insurance against any liability. The Group maintains appropriate insurance cover against legal action brought against its directors and officers.

#### **Financial instruments**

The Group does not have formal policies on interest rate risk or foreign currency risk. The Group would be exposed to foreign currency risk on sales and purchases that are denominated in a currency other than United States Dollars (\$). The Group maintains a natural hedge that minimises its foreign exchange exposure by matching foreign currency income with foreign currency costs. For the time being, the Group does not consider it necessary to enter into foreign exchange contracts to manage its foreign currency risk, given the nature of its business.

#### **Going concern**

The directors believe that, based on the forecasts and projections they have prepared, the resources available will be sufficient for the Company and its subsidiaries to continue as a going concern for the foreseeable future when taking into account proceeds generated from production. Going concern is discussed more fully in note 1.

The Directors have concluded that the Group will have adequate resources to continue in operational existence for the foreseeable future. For these reasons, they continue to adopt the going concern basis in preparing the annual report and accounts.

#### **Statement of directors' responsibilities**

The directors are responsible for preparing the annual report and the financial statements in accordance with applicable law and regulations.

Company law requires the directors to prepare financial statements for each financial year. Under that law, the directors are required to prepare the Group and Company financial statements in accordance with UK adopted International Accounting Standards.

Under company law, the Directors must not approve the financial statements unless they are satisfied that they give a true and fair view of the state of affairs of the Group and Company, and of the profit or loss of the Group and Company for that period.

## **Nostra Terra Oil and Gas Company Annual Report and Accounts 2023**

### **Directors' Report (continued)**

#### **Statement of directors' responsibilities (continued)**

In preparing these financial statements, the Directors are required to:

- select suitable accounting policies and then apply them consistently;
- make judgments and estimates that are reasonable and prudent;
- state whether the UK adopted International Accounting Standards have been followed, subject to any material departures disclosed and explained in the financial statements; and
- prepare the financial statements on the going concern basis unless it is inappropriate to presume that the Group and Company will continue in business.

The Directors are responsible for keeping accounting records that are sufficient to show and explain the Group's and Company's transactions. These records must disclose with reasonable accuracy at any time the financial position of the Group and Company and to enable the Directors to ensure that any financial statements prepared comply with the Companies Act 2006. They are also responsible for safeguarding the assets of the Company and Group and hence for taking reasonable steps for the prevention and detection of fraud, error, non-compliance with law and regulations and other irregularities.

The Directors are responsible for the maintenance and integrity of the corporate and financial information included on the Company's website. Legislation in the United Kingdom governing the preparation and dissemination of financial statements may differ from legislation in other jurisdictions.

The Company is compliant with AIM Rule 26 regarding the Company's website.

#### **Statement as to disclosure of information to auditors**

Each of the persons who is a Director at the date of approval of this annual report confirms that:

- so far as the Director is aware, there is no relevant audit information of which the Company's auditor is unaware; and
- the Director has taken all the steps that he ought to have taken as a Director in order to make himself/herself aware of any relevant audit information and to establish that the Company's auditor is aware of that information.

#### **Auditors**

MAH, Chartered Accountants have expressed their willingness to continue in office as auditor and will be proposed for reappointment at the next Annual General Meeting.

This report was approved by the board of directors on 31 May 2024 and signed on behalf of the board by:

DocuSigned by:  
  
54CB84F4D3449D...  
Paul Welch

*Chief Executive Officer*

## Nostra Terra Oil and Gas Company Annual Report and Accounts 2023

### Directors' Information

#### **Dr Stephen Staley *Non-Executive Chairman***

Dr Stephen Staley (64) has over 40 years of wide-ranging management, technical and commercial experience in the international oil, gas and power sectors. Steve was until October 2019 the CEO, director and co-founder of Upland Resources Limited, a London-listed oil & gas company currently with interests in the UK and Sarawak. Until March 2022, he was also non-executive chairman of Predator Oil & Gas Holdings PLC, an oil & gas company on the Standard List of the London Stock Exchange. He is a non-executive director of 88 Energy Ltd, which is listed on both AIM and the ASX and chairman of Elephant Oil Corp.

He has also co-founded and floated two further London-listed oil & gas companies and was both a technical consultant to, and non-executive director of, Cove Energy plc – the highly successful East Africa focused explorer. Prior to this he has worked for companies including Cinergy Corp. and Conoco. He holds a BSc (Hons.) in Geophysics from Edinburgh University, a PhD in Petroleum Geology from Sheffield University and an MBA from Warwick University. He is a Fellow of the Geological Society and a member of the EAGE, the PESGB and The Arctic Club.

#### **Paul Welch *Chief Executive Director***

Paul (62) is an international energy executive with over 30 years of industry experience having worked for Shell Oil Company and several large independents including Hunt Oil Company, Pioneer Natural Resources and as CEO of AIM listed explorer Chariot Limited (previously Chariot Oil and Gas Limited) (AIM: CHAR) (2009-2012) and CEO of Sea Dragon Energy (2013-2015) which in October of 2015 became SDX Energy plc (AIM: SDX) (2015-2019) following the merger with Madison PetroGas. He was subsequently appointed CEO of Cosimo Holdings Ltd in 2019, a private oil and gas company. He is currently Chairman and Executive Director of ACP Energy, a company formed to make acquisitions in the energy sector and recently admitted to the Main Market in London.

Paul graduated from the Colorado School of Mines with both a Bachelor and Master's degrees in Petroleum Engineering. He also holds an MBA in Finance from the Southern Methodist University (SMU) in Dallas, Texas.

#### **John Stafford *Non-Executive Technical Director***

John Stafford (63) has over 35 years' experience in the oil & gas industry. As Vice President of Operations at Gulf Keystone (LSE: GKP) 2014–2017, he oversaw 40,000 bopd, having joined that Company as Manager, Geology & Geophysics in early 2009. John is a geoscientist, with specialist expertise in oil field development and reserve certification and reporting.

Mr Stafford has worked with well-known companies in the oil and gas industry, such as ECL, Schlumberger and PGS, managing projects in integrated field management and all aspects of reserves certification and reporting. This includes the production of Competent Persons Reports.

John has further experience of fractured reservoir development and risk management.

## Nostra Terra Oil and Gas Company Annual Report and Accounts 2023

### Corporate Governance Report

As an AIM-quoted company, the Company is required to apply a recognised corporate governance code, demonstrating how the Group complies with such corporate governance code and where it departs from it.

The directors have formally taken the decision to apply the QCA Corporate Governance Code (the "QCA Code"). The Board recognises the principles of the QCA Code, which focus on the creation of medium to long-term value for shareholders without stifling the entrepreneurial spirit in which small to medium sized companies, such as Nostra Terra, have been created.

#### QCA Principles

The Board recognises the importance of corporate governance, and we therefore apply the QCA code.

QCA Code Principle	Disclosure	Nostra Terra Reference
1	Establish a strategy and business model which promote long-term value for shareholders.	See Strategic Report of this 2023 Annual Report
2	Seek to understand and meet shareholder needs and expectations.	See the Chief Executive Officer's Statement of this 2023 Annual Report
3	Take into account wider stakeholder and social responsibilities and their implications for long term success.	Detailed within AIM Rule 26, available to view via <a href="http://www.ntog.co.uk">www.ntog.co.uk</a>
4	Embed effective risk management, considering both opportunities and threats throughout the organisation.	See note 20 of this 2023 Annual Report
5	Maintain the board as a well-functioning balanced team led by the Chair.	See the Corporate Governance Report of this 2023 Annual Report
6	Ensure that between them the directors have the necessary up to date experience, skills and capabilities.	Detailed within AIM Rule 26, available to view via <a href="http://www.ntog.co.uk">www.ntog.co.uk</a>
7	Evaluate the Board performance based on clear and relevant objectives, seeking continuous improvement.	Nostra Terra's board is small and extremely focused on implementing the Company's strategy. Given the size and nature of Nostra Terra, the Board does not consider it appropriate to have a formal performance evaluation procedure in place. As described and recommended in Principle 7 of the QCA Code, the board will closely monitor the situation as it grows.
8	Promote a corporate culture that is based on ethical values and behaviours.	Detailed within AIM Rule 26, available to view via <a href="http://www.ntog.co.uk">www.ntog.co.uk</a>
9	Maintain governance structures and processes that are fit for purpose and support good decision making by the Board.	Detailed within AIM Rule 26, available to view via <a href="http://www.ntog.co.uk">www.ntog.co.uk</a>
10	Communicate how the Company is governed and is performing by maintaining a dialogue with shareholders and other relevant stakeholders.	See the Corporate Governance Report of this 2023 Annual Report

## **Nostra Terra Oil and Gas Company Annual Report and Accounts 2023**

### **Corporate Governance Report (continued)**

#### **Accountability**

##### **The Board of Directors**

The board comprises one executive director and two non-executive directors. The non-executive directors are considered independent. It meets at least four times a year, as issues arise which require board attention. The board has a formal schedule of matters specially referred to it for decision.

The directors are responsible for:

- Management structure and appointments
- Consideration of strategy and policy
- Approval of major capital investments and transactions
- Significant financing matters

The board has Audit, Remuneration and Nomination Committees, the roles and responsibilities of which are discussed below.

##### **Audit Committee**

The Audit Committee comprises John Stafford as Chairman, and Steve Staley Both have considerable and relevant financial experience.

The Audit Committee has terms of reference agreed by the board and meets at least twice a year.

The committee provides an opportunity for reporting by the Company's auditors, and is responsible for:

- Monitoring, in discussion with the auditors, the integrity of the financial statements and announcements of the Company
- Reviewing the Company's internal financial controls and risk management systems
- Reviewing and monitoring the external auditor's independence, and the objectivity and effectiveness of the audit process, taking into consideration relevant UK and other professional and regulatory requirements

## Nostra Terra Oil and Gas Company Annual Report and Accounts 2023

### Corporate Governance Report (continued)

#### Audit Committee (continued)

The Audit Committee is also responsible for making recommendations to the board to be put to shareholders for their approval in general meeting in relation to the appointment, reappointment and removal of the external auditors and to approve the external auditors' remuneration and terms of engagement. Other responsibilities include considering annually whether there is a need for an internal audit function and making a recommendation to the board, and reviewing arrangements by which the Group's staff will be able to raise concerns about possible improprieties in matters of financial reporting or other matters related to the Group.

#### Remuneration and Nomination Committees

The Remuneration and Nomination Committees, which meet at least twice a year, consist of Stephen Staley as Chairman and John Stafford. Based on the terms of reference approved by the board, the Remuneration Committee is responsible for:

- Determining and agreeing with the board the framework or broad policy for the remuneration of the Chief Executive Officer and other members it is designated to consider
- Setting the remuneration for all executive directors and the Company Secretary
- Recommending and monitoring the level and structure of remuneration for senior management
- Determining targets for any performance-related pay schemes operated by the Group
- Determining the policy and scope of pension arrangements for each executive director
- Ensuring that contractual terms on termination and any payments made are fair to the individual and the Company.

The Remuneration Committee determines the terms and conditions of service of executive directors. This includes agreeing the policy for authorising claims for expenses from the Chief Executive Officer and, within the terms of the agreed policy, recommending the total individual remuneration package of any executive director including, where appropriate, bonuses, incentive payments and share options.

The Nomination Committee is responsible for ensuring all director appointments are considered by the Committee before their formal recommendation to the board for approval.

#### Shareholder Relations

Communications with shareholders are very important and are given a priority. The Company maintains a website, [www.ntog.co.uk](http://www.ntog.co.uk), to improve information flow to shareholders and potential investors. It contains, inter alia, information about the Company's activities and annual and interim reports.

Shareholders are welcome to make enquiries on any matters relating to the business and to their shareholdings. The Company encourages shareholders to attend the Annual General Meeting, at which they will be given the opportunity to put questions to the chairman and other members of the board.

All regulatory information is published via a Regulatory Information Service before anywhere else.

## Nostra Terra Oil and Gas Company Annual Report and Accounts 2023


---

### Corporate Governance Report (continued)

#### Internal Financial Control

The board is responsible for establishing and maintaining the Company's system of internal controls and for reviewing their effectiveness. They are designed to safeguard the Company's assets and to ensure the reliability of the financial information for both internal use and external publication. The controls, that include financial, operational and compliance matters and management, are reviewed on an ongoing basis.

A system of internal control can provide only reasonable, and not absolute, assurance that material financial irregularities will be detected or that risk of failure to achieve business objectives is eliminated. The board has considered the need for an internal audit function but because of the size and nature of its operations does not consider it necessary at this time.

DocuSigned by:  
  
05265CE4065E4B0.

Dr Stephen Staley

*Non-Executive Chairman*

31 May 2024

## Nostra Terra Oil and Gas Company Annual Report and Accounts 2023

# Independent Auditor's Report

To the members of Nostra Terra Oil and Gas Company plc

### Opinion

We have audited the financial statements of Nostra Terra Oil and Gas Company Plc (the 'parent company') and its subsidiaries (the 'group') for the year ended 31 December 2023 which comprise the consolidated income statement, the consolidated statement of comprehensive income, the consolidated and company statements of financial position, the consolidated and company statements of cash flows, the consolidated and company statements of changes in equity and notes to the financial statements, including a summary of significant accounting policies.

The financial reporting framework that has been applied in the preparation of the financial statements is applicable law and UK adopted International Accounting Standards.

In our opinion the financial statements,

- give a true and fair view of the state of the group's and of the parent company's affairs as at 31 December 2023 and of the group's loss for the year then ended;
- have been properly prepared in accordance with UK adopted International Accounting Standards; and
- have been prepared in accordance with the requirements of the Companies Act 2006.

### Basis for opinion

We conducted our audit in accordance with International Standards on Auditing (UK) (ISAs (UK)) and applicable law. Our responsibilities under those standards are further described in the Auditor's responsibilities for the audit of the financial statements section of our report. We are independent of the company in accordance with the ethical requirements that are relevant to our audit of the financial statements in the UK, including the FRC's Ethical Standard as applied to listed entities, and we have fulfilled our other ethical responsibilities in accordance with these requirements. We believe that the audit evidence we have obtained is sufficient and appropriate to provide a basis for our opinion.

### Material uncertainty related to going concern

We draw attention to note 1 in the financial statements, which indicate that the incurred group loss of \$472,000 during the year ended 31 December 2023 and, at that date, the net current liabilities of \$432,000 and net liabilities of \$1,514,000. As stated in note 1, these events or conditions indicate that a material uncertainty exists that may cast significant doubt on the company's ability to continue as a going concern. Our opinion is not modified in respect of this matter.

In auditing the financial statements, we have concluded that the director's use of the going concern basis of accounting in the preparation of the financial statements is appropriate. Our evaluation of the directors' assessment of the entity's ability to continue to adopt the going concern basis of accounting included a critical assessment on budgets, including challenging models and undertaking stress tests, and a detailed discussion with management on the key cashflow pinch points, including loan repayments and funding available to the Group.

Our responsibilities and the responsibilities of the directors with respect to going concern are described in the relevant sections of this report.

### An overview of the scope of our audit

As part of designing our audit, we determined materiality and assessed the risks of material misstatement in the financial statements. In particular, we looked at where the directors made subjective judgments, for example in respect of significant accounting estimates that involved making assumptions and considering future events that are inherently uncertain. As in all of our audits we also addressed the risk of management override of internal controls, including evaluating whether there was evidence of bias by the directors that represented a risk of material misstatement due to fraud.

## Nostra Terra Oil and Gas Company Annual Report and Accounts 2023

### Independent Auditor's Report (continued)

To the members of Nostra Terra Oil and Gas Company plc

#### How we tailored the audit scope

We tailored the scope of our audit to ensure that we performed enough work to be able to give an opinion on the financial statements as a whole, taking into account the structure of the Group and the Company, the accounting processes and controls, and the industry in which they operate.

The Group financial statements are a consolidation of 3 reporting units, comprising the Group's operating businesses and holding companies.

We performed audits of the complete financial information of Nostra Terra Oil & Gas Company Plc, New Horizons Energy LLC and Buccaneer Operating LLC which were individually financially significant and accounted for 100% of the Group's revenue and 100% of the Group's absolute loss before tax (i.e. the sum of the numerical values without regard to whether they were profits or losses for the relevant reporting units).

#### Key Audit Matters

Key audit matters are those matters that, in our professional judgment, were of most significance in our audit of the financial statements of the current period and include the most significant assessed risks of material misstatement (whether or not due to fraud) we identified, including those which had the greatest effect on: the overall audit strategy, the allocation of resources in the audit; and directing the efforts of the engagement team. These matters were addressed in the context of our audit of the financial statements as a whole, and in forming our opinion thereon, and we do not provide a separate opinion on these matters. This is not a complete list of all risks identified by our audit.

##### Key audit matters

###### **Carrying value of producing oil and gas assets**

The Group holds multiple leases over producing oil and gas assets (wells) which are recorded as both tangible and intangible assets. Carrying values at the year-end are:

- Intangibles: \$2,389k (2022: \$2,224k)
- Tangibles: \$1,230k (2022: \$1,308k)

##### How our audit addressed the key audit matter

###### **Carrying value of producing oil and gas assets**

We have understood and assessed the methodology used in the capitalisation of these assets.

A review of the producing wells was undertaken with a view of identifying any indication of impairment. This entailed comparing oil reserves and net present values from the independent reserves report produced by APN Consultants LLC to the asset carrying values, and a detailed review of producing wells.

## Nostra Terra Oil and Gas Company Annual Report and Accounts 2023

### Independent Auditor's Report (continued)

#### To the members of Nostra Terra Oil and Gas Company plc

#### Our application of materiality

The scope of our audit was influenced by our application of materiality. We set certain quantitative thresholds for materiality. These, together with qualitative considerations, helped us to determine the scope of our audit and the nature, timing and extent of our audit procedures on the individual financial statement line items and disclosures and in evaluating the effect of misstatements, both individually and in aggregate on the financial statements as a whole.

#### Our application of materiality (continued)

Based on our professional judgment, we determined materiality for the financial statements as a whole as follows:

	Group financial statements	Company financial statements
Overall materiality	\$42,000	\$41,000
How we determined it	1.5% of revenue	2.5% of net assets
Rationale for benchmark applied	The Group has invested heavily in leases and equipment in the past years to drive revenue growth and profits. As such we believe that revenue is the primary measure used by the shareholders in assessing the performance of the Group, and is a generally accepted auditing benchmark.	As the company is a holding company, we believe net assets is the primary measure used by the shareholders in assessing the performance of the Company and is a generally accepted auditing benchmark.

For each component in the scope of our Group audit, we allocated a materiality that is less than our overall Group materiality. The range of materiality allocated across components was between \$40,000 and \$41,000.

**Nostra Terra Oil and Gas Company Annual Report and Accounts 2023**

---

**Independent Auditor's Report (continued)**

**To the members of Nostra Terra Oil and Gas Company plc**

**Other information**

The other information comprises the information included in the annual report other than the financial statements and our auditor's report thereon. The directors are responsible for the other information contained within the annual report. Our opinion on the financial statements does not cover the other information and, except to the extent otherwise explicitly stated in our report, we do not express any form of assurance conclusion thereon. Our responsibility is to read the other information and, in doing so, consider whether the other information is materially inconsistent with the financial statements or our knowledge obtained in the course of the audit, or otherwise appears to be materially misstated. If we identify such material inconsistencies or apparent material misstatements, we are required to determine whether this gives rise to a material misstatement in the financial statements themselves. If, based on the work we have performed, we conclude that there is a material misstatement of this other information, we are required to report that fact.

We have nothing to report in this regard.

**Opinions on other matters prescribed by the Companies Act 2006**

In our opinion, based on the work undertaken in the course of the audit:

- the information given in the strategic report and the directors' report for the financial year for which the financial statements are prepared is consistent with the financial statements; and
- the strategic report and the directors' report have been prepared in accordance with applicable legal requirements.

## **Nostra Terra Oil and Gas Company Annual Report and Accounts 2023**

### **Independent Auditor's Report (continued)**

#### **To the members of Nostra Terra Oil and Gas Company plc**

#### **Matters on which we are required to report by exception**

In the light of the knowledge and understanding of the group and parent company and its environment obtained in the course of the audit, we have not identified material misstatements in the strategic report or the directors' report.

We have nothing to report in respect of the following matters in relation to which the Companies Act 2006 requires us to report to you if, in our opinion:

- adequate accounting records have not been kept by the parent company, or returns adequate for our audit have not been received from branches not visited by us; or
- the financial statements are not in agreement with the accounting records and returns; or
- certain disclosures of directors' remuneration specified by law are not made; or
- we have not received all the information and explanations we require for our audit.

#### **Responsibilities of directors**

As explained more fully in the directors' responsibilities statement as set out on pages 10-11, the directors are responsible for the preparation of the financial statements and for being satisfied that they give a true and fair view, and for such internal control as the directors determine is necessary to enable the preparation of financial statements that are free from material misstatement, whether due to fraud or error.

In preparing the financial statements, the directors are responsible for assessing the group's and parent company's ability to continue as a going concern, disclosing, as applicable, matters related to going concern and using the going concern basis of accounting unless the directors either intend to liquidate the group or the parent company or to cease operations, or have no realistic alternative but to do so.

#### **Auditor's responsibilities for the audit of the financial statements**

Our objectives are to obtain reasonable assurance about whether the financial statements as a whole are free from material misstatement, whether due to fraud or error, and to issue an auditor's report that includes our opinion.

Reasonable assurance is a high level of assurance, but is not a guarantee that an audit conducted in accordance with ISAs (UK) will always detect a material misstatement when it exists. Misstatements can arise from fraud or error and are considered material if, individually or in the aggregate, they could reasonably be expected to influence the economic decisions of users taken on the basis of these financial statements.

Irregularities, including fraud, are instances of non-compliance with laws and regulations. We design procedures in line with our responsibilities, outlined above, to detect material misstatements in respect of irregularities, including fraud. The extent to which our procedures are capable of detecting irregularities, including fraud is detailed below.

## **Nostra Terra Oil and Gas Company Annual Report and Accounts 2023**

### **Independent Auditor's Report (continued)**

**To the members of Nostra Terra Oil and Gas Company plc**

#### **The extent to which the audit was considered capable of detecting irregularities including fraud**

Our approach to identifying and assessing the risks of material misstatement in respect of irregularities, including fraud and non-compliance with laws and regulations, was as follows:

- the senior statutory auditor ensured the engagement team collectively had the appropriate competence, capabilities and skills to identify or recognise non-compliance with applicable laws and regulations;
- we focused on specific laws and regulations which we considered may have a direct material effect on the financial statements or the operations of the Group, including AIM rules and the Companies Act 2006.
- we assessed the extent of compliance with the laws and regulations identified above through making enquiries of management and inspecting legal correspondence; and
- identified laws and regulations were communicated within the audit team regularly and the team remained alert to instances of non-compliance throughout the audit.

We assessed the susceptibility of the Group's financial statements to material misstatement, including obtaining an understanding of how fraud might occur, by:

- making enquiries of management as to where they considered there was susceptibility to fraud, their knowledge of actual, suspected and alleged fraud;
- considering the internal controls in place to mitigate risks of fraud and non-compliance with laws and regulations.

To address the risk of fraud through management bias and override of controls, we:

- performed analytical procedures to identify any unusual or unexpected relationships;
- tested journal entries to identify unusual transactions;
- assessed whether judgements and assumptions made in determining the accounting estimates set out in Note 2 were indicative of potential bias;
- investigated the rationale behind significant or unusual transactions.

In response to the risk of irregularities and non-compliance with laws and regulations, we designed procedures which included, but were not limited to:

- agreeing financial statement disclosures to underlying supporting documentation;
- reading the minutes of meetings of those charged with governance;
- enquiring of management as to actual and potential litigation and claims;

## Nostra Terra Oil and Gas Company Annual Report and Accounts 2023

### Independent Auditor's Report (continued)

#### To the members of Nostra Terra Oil and Gas Company plc


There are inherent limitations in our audit procedures described above. The more removed those laws and regulations are from financial transactions, the less likely it is that we would become aware of non-compliance. Auditing standards also limit the audit procedures required to identify non-compliance with laws and regulations to enquiry of the directors and other management and the inspection of regulatory and legal correspondence, if any.

Material misstatements that arise due to fraud can be harder to detect than those that arise from error as they may involve deliberate concealment or collusion.

A further description of our responsibilities for the audit of the financial statements is located on the Financial Reporting Council's website at: [www.frc.org.uk/auditorsresponsibilities](http://www.frc.org.uk/auditorsresponsibilities). This description forms part of our auditor's report.

#### Use of this report

This report is made solely to the company's members, as a body, in accordance with Chapter 3 of Part 16 of the Companies Act 2006. Our audit work has been undertaken so that we might state to the company's members those matters we are required to state to them in an auditor's report and for no other purpose. To the fullest extent permitted by law, we do not accept or assume responsibility to anyone other than the company and the company's members as a body, for our audit work, for this report, or for the opinions we have formed.

DocuSigned by:  
  
38CA7505BA8A41C...

Mohammed Haque  
*Senior Statutory Auditor*  
For and on behalf of MAH, Chartered Accountants  
Statutory Auditor  
2<sup>nd</sup> Floor, 154 Bishopsgate,  
London EC2M 4LN  
31 May 2024

## Nostra Terra Oil and Gas Company Annual Report and Accounts 2023

### Consolidated Income Statement For the year ended 31 December 2023

	Notes	2023 \$'000	2022 \$'000
<b>Continuing operations</b>			
<b>REVENUE</b>		2,816	4,021
<b>COST OF SALES</b>			
Production costs		(1,408)	(1,779)
Exploration		-	-
Well impairment		-	(897)
Depletion, depreciation, amortisation		(617)	(539)
<b>Total cost of sales</b>		<b>(2,025)</b>	<b>(3,215)</b>
<b>GROSS PROFIT</b>		<b>791</b>	<b>806</b>
Share based payment		(41)	(156)
Administrative expenses		(870)	(1,074)
Foreign exchange (loss) / gain		(6)	26
<b>OPERATING LOSS</b>	7	<b>(126)</b>	<b>(398)</b>
Finance costs	5	(368)	(199)
Other income	6	22	51
<b>LOSS BEFORE TAX</b>		<b>(472)</b>	<b>(546)</b>
Income tax	8	-	-
<b>LOSS FOR THE YEAR</b>		<b>(472)</b>	<b>(546)</b>
<b>ATTRIBUTABLE TO:</b>			
Owners of the company		<b>(472)</b>	<b>(546)</b>
<b>EARNINGS PER SHARE</b>			
Continued operations			
Basic & diluted (cents per share)	10	(0.06)	(0.07)

The accompanying accounting policies and notes are an integral part of these financial statements

## Nostra Terra Oil and Gas Company Annual Report and Accounts 2023

### Consolidated Statement of Comprehensive Income For the year ended 31 December 2023

	2023 \$'000	2022 \$'000
<b>LOSS FOR THE PERIOD</b>	<b>(472)</b>	<b>(546)</b>
<b>OTHER COMPREHENSIVE INCOME:</b>		
Currency translation differences	-	-
Total comprehensive income for the year	(472)	(546)
<b>TOTAL COMPREHENSIVE LOSS FOR THE YEAR ATTRIBUTABLE TO:</b>		
Owners of the company	(472)	(546)

The accompanying accounting policies and notes are an integral part of these financial statements

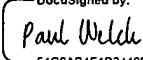
## Nostra Terra Oil and Gas Company Annual Report and Accounts 2023

### Consolidated Statement of Financial Position

As at 31 December 2023

	Notes	2023 \$'000	2022 \$'000
<b>ASSETS</b>			
<b>NON-CURRENT ASSETS</b>			
Intangible assets	11	2,389	2,224
Property, plant and equipment, Oil and gas assets	12	1,230	1,308
<b>Total non-current assets</b>		<b>3,619</b>	<b>3,532</b>
<b>CURRENT ASSETS</b>			
Trade and other receivables	15	548	558
Deposits and prepayments		28	66
Cash and cash equivalents	16	26	132
<b>Total current assets</b>		<b>602</b>	<b>756</b>
<b>LIABILITIES</b>			
<b>CURRENT LIABILITIES</b>			
Trade and other payables	17	924	1,051
Borrowings	18	110	94
Lease liabilities	13	-	-
<b>Total current liabilities</b>		<b>1,034</b>	<b>1,145</b>
<b>NET CURRENT LIABILITIES</b>		<b>(432)</b>	<b>(389)</b>
<b>NON-CURRENT LIABILITIES</b>			
Decommissioning liabilities	17	382	340
Borrowings	18	4,319	3,886
Lease liabilities	13	-	-
<b>Total non-current liabilities</b>		<b>4,701</b>	<b>4,226</b>
<b>NET LIABILITIES</b>		<b>(1,514)</b>	<b>(1,083)</b>
<b>EQUITY</b>			
Share capital	19	8,142	8,142
Share premium		22,115	22,115
Share based payment reserve		464	423
Translation reserve		(676)	(676)
Retained losses		(31,559)	(31,087)
<b>Total equity</b>		<b>(1,514)</b>	<b>(1,083)</b>

The financial statements were approved and authorised for issue by the Board of Directors on 31 May 2024 and were signed on its behalf by:

DocuSigned by:  
  
 Paul Welch

Director

Company registration number: 05338258

The accompanying accounting policies and notes are an integral part of these financial statements.

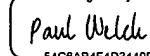
## Nostra Terra Oil and Gas Company Annual Report and Accounts 2023

### Company Statement of Financial Position As at 31 December 2023

	Notes	2023 \$'000	2022 \$'000
<b>ASSETS</b>			
<b>NON-CURRENT ASSETS</b>			
Fixed asset investments	14	-	-
Intangible assets	11	263	305
Property, plant and equipment, Oil and gas assets	12	130	144
<b>Total non-current assets</b>		<b>393</b>	<b>449</b>
<b>CURRENT ASSETS</b>			
Trade and other receivables	15	24	22
Cash and cash equivalents	16	3	17
<b>Total current assets</b>		<b>27</b>	<b>39</b>
<b>LIABILITIES</b>			
<b>CURRENT LIABILITIES</b>			
Trade and other payables	17	3,802	2,842
Borrowings	18	110	94
<b>Total current liabilities</b>		<b>3,912</b>	<b>2,936</b>
<b>NET CURRENT LIABILITIES</b>		<b>(3,885)</b>	<b>(2,897)</b>
<b>NON-CURRENT LIABILITIES</b>			
Decommissioning liabilities	17	30	22
Borrowings	18	72	130
<b>Total non-current liabilities</b>		<b>102</b>	<b>152</b>
<b>NET LIABILITIES</b>		<b>(3,594)</b>	<b>(2,600)</b>
<b>EQUITY</b>			
Share capital	19	8,142	8,142
Share premium		22,115	22,115
Share based payment reserve		464	423
Translation reserve		(676)	(676)
Retained losses		(33,639)	(32,604)
<b>Total equity</b>		<b>(3,594)</b>	<b>(2,600)</b>

The parent company's loss for the financial year was \$1,035,000 (2022: \$1,242,000).

The financial statements were approved and authorised for issue by the Board of Directors on 31 May 2024 and were signed on its behalf by:

DocuSigned by:  
  
 54C8AB4F4D3449D...

**Paul Welch**

Director

Company registration number: 05338258

The accompanying accounting policies and notes are an integral part of these financial statements.

## Nostra Terra Oil and Gas Company Annual Report and Accounts 2023

### Consolidated Statement of Changes in Equity For the year ended 31 December 2023

	Share capital	Deferred shares	Share premium	Share option reserve	Translation reserve	Retained losses	Total
	\$'000	\$'000	\$'000	\$'000	\$'000	\$'000	\$'000
<b>As at 1 January 2022</b>	<b>1,538</b>	<b>6,549</b>	<b>21,976</b>	<b>306</b>	<b>(676)</b>	<b>(30,579)</b>	<b>(886)</b>
Loss for the year	-	-	-	-	-	(546)	(546)
Total comprehensive loss for the year	-	-	-	-	-	(546)	(546)
Shares issued	55	-	139	-	-	-	194
Cost of shares issued	-	-	-	-	-	-	-
Exercise of warrants	-	-	-	(38)	-	38	-
Share based payments	-	-	-	155	-	-	155
<b>As at 31 December 2022</b>	<b>1,593</b>	<b>6,549</b>	<b>22,115</b>	<b>423</b>	<b>(676)</b>	<b>(31,087)</b>	<b>(1,083)</b>
Loss for the year	-	-	-	-	-	(472)	(472)
Total comprehensive loss for the year	-	-	-	-	-	(472)	(472)
Shares issued	-	-	-	-	-	-	-
Cost of shares issued	-	-	-	-	-	-	-
Expired options & warrants	-	-	-	-	-	-	-
Share based payments	-	-	-	41	-	-	41
<b>As at 31 December 2023</b>	<b>1,593</b>	<b>6,549</b>	<b>22,115</b>	<b>464</b>	<b>(676)</b>	<b>(31,559)</b>	<b>(1,514)</b>

The accompanying accounting policies and notes are an integral part of these financial statements.

Share capital is the amount subscribed for shares at nominal value.

Share premium represents the excess of the amount subscribed for share capital over the nominal value of those shares net of share issue expenses. Share issue expenses in the year comprise costs incurred in respect of the issue of new shares.

Share based payment reserve is a reserve used to recognize the cost and equity associated with the fair value of issues of share options and warrants.

Translation reserves arose due to the adoption of US dollars as the presentational currency at the start of a prior accounting period.

Retained loss represents the cumulative losses of the company attributable to owners of the company.

## Nostra Terra Oil and Gas Company Annual Report and Accounts 2023

### Company Statement of Changes in Equity

For the year ended 31 December 2023

	Share capital	Deferred shares	Share premium	Share option reserve	Translation reserve	Retained losses	Total
	\$'000	\$'000	\$'000	\$'000	\$'000	\$'000	\$'000
<b>As at 1 January 2022</b>	<b>1,538</b>	<b>6,549</b>	<b>21,976</b>	<b>306</b>	<b>(676)</b>	<b>(31,400)</b>	<b>(1,707)</b>
Loss for the year	-	-	-	-	-	(1,242)	(1,242)
Total comprehensive loss for the year	-	-	-	-	-	(1,242)	(1,242)
Shares issued	55	-	139	-	-	-	194
Cost of shares issued	-	-	-	-	-	-	-
Exercise of warrants	-	-	-	(38)	-	38	-
Share based payments	-	-	-	155	-	-	155
<b>As at 31 December 2022</b>	<b>1,593</b>	<b>6,549</b>	<b>22,115</b>	<b>423</b>	<b>(676)</b>	<b>(32,604)</b>	<b>(2,600)</b>
Loss for the year	-	-	-	-	-	(1,035)	(1,035)
Total comprehensive loss for the year	-	-	-	-	-	(1,035)	(1,035)
Shares issued	-	-	-	-	-	-	-
Cost of shares issued	-	-	-	-	-	-	-
Expired options & warrants	-	-	-	-	-	-	-
Share based payments	-	-	-	41	-	-	41
<b>As at 31 December 2023</b>	<b>1,593</b>	<b>6,549</b>	<b>22,115</b>	<b>464</b>	<b>(676)</b>	<b>(33,641)</b>	<b>(3,596)</b>

The accompanying accounting policies and notes are an integral part of these financial statements.

Share capital is the amount subscribed for shares at nominal value.

Share premium represents the excess of the amount subscribed for share capital over the nominal value of those shares net of share issue expenses. Share issue expenses in the year comprise costs incurred in respect of the issue of new shares.

Share based payment reserve is a reserve used to recognize the cost and equity associated with the fair value of issues of share options and warrants.

Translation reserves arose due to the adoption of US dollars as the presentational currency at the start of a prior accounting period.

Retained loss represents the cumulative losses of the company attributable to owners of the company.

## Nostra Terra Oil and Gas Company Annual Report and Accounts 2023

### Consolidated and Company Statement of Cash Flows For the year ended 31 December 2023

	GROUP		COMPANY	
	2023	2022	2023	2022
	\$'000	\$'000	\$'000	\$'000
<b>LOSS FOR THE YEAR</b>	<b>(473)</b>	<b>(546)</b>	<b>(1,035)</b>	<b>(1,242)</b>
<b>ADJUSTMENTS FOR:</b>				
Depreciation	324	299	18	18
Amortisation	251	202	42	40
Depletion	42	38	9	8
Well impairment	-	897	-	-
Foreign exchange	6	26	4	28
Share based payments	41	156	41	156
Other income	(22)	(51)	-	-
Operating cash flows	169	1,021	(921)	(992)
Decrease/(increase) in receivables	19	(211)	(3)	(13)
(Decrease)/increase in payables	(89)	105	947	1,543
(Increase)/decrease in deposits & prepayments	38	(50)	-	-
Interest paid	369	199	17	26
<b>Net cash from operating activities</b>	<b>506</b>	<b>1,064</b>	<b>40</b>	<b>564</b>
<b>Cash flows from investing activities:</b>				
Purchase of plant and equipment	(248)	(719)	(4)	(50)
Purchase of intangibles	(416)	(1,318)	-	-
Disposals	2	40	-	-
Increase in decommissioning liabilities	42	38	9	9
<b>Net cash from/(used) in investing activities</b>	<b>(620)</b>	<b>(1,959)</b>	<b>5</b>	<b>(41)</b>
<b>Cash flows from financing activities</b>				
Shares issued	-	194	-	194
Costs of shares issued	-	-	-	-
Net borrowing	377	1,003	(42)	(690)
Finance costs	(369)	(199)	(17)	(26)
Lease payments	-	(16)	-	-
<b>Net cash from/ (used) in financing activities</b>	<b>8</b>	<b>982</b>	<b>(59)</b>	<b>(522)</b>
<b>Net (decrease)/increase in cash and cash equivalents</b>	<b>(106)</b>	<b>87</b>	<b>(14)</b>	<b>1</b>
Cash and cash equivalents at the beginning of the year	132	45	17	16
<b>Cash and cash equivalents at the end of the year</b>	<b>26</b>	<b>132</b>	<b>3</b>	<b>17</b>

The accompanying accounting policies and notes are an integral part of these financial statements.

## Nostra Terra Oil and Gas Company Annual Report and Accounts 2023

# Notes to the Financial Statements

## For the year ended 31 December 2023

### General Information

Nostra Terra Oil and Gas Company plc (Nostra Terra) is a company incorporated in England and Wales and quoted on the AIM market of the London Stock Exchange. The address of the registered office is disclosed on the company information page of this annual report. The principal activity of the Group is described in the directors' report.

### 1. Summary of significant accounting policies

The financial statements are presented in United States Dollars, rounded to the nearest \$'000, as that is the currency of the primary environment in which the Group operates.

The principal accounting policies applied in the preparation of these financial statements are set out below. These policies have been consistently applied to all the years presented, unless otherwise stated.

### Basis of preparation

These financial statements have been prepared in accordance with UK adopted International Financial Reporting Standards and IFRIC interpretations issued by the International Accounting Standards Board (IASB) (IFRS) and with those parts of the Companies Act 2006 applicable to companies reporting under IFRS.

The financial statements have been prepared under the historical cost convention.

The preparation of financial statements in conformity with IFRS requires the use of certain critical accounting estimates. It also requires management to exercise its judgement in the process of applying the accounting policies. The areas involving a higher degree of judgement or complexity, or areas where assumptions and estimates are significant to the financial statements, are disclosed in note 2.

### Going concern

The financial statements have been prepared on the assumption that the Group is a going concern. When assessing the foreseeable future, the directors have looked at a period of 12 months from the date of approval of this report.

The Group's business activities, together with the factors likely to affect its future development, performance and position are set out in the Chief Executive Officer's report and Directors' report. In addition, note 20 to the financial statements includes the Group's objectives, policies and processes for managing its capital, its financial risk management objectives and its exposures to credit risk and liquidity risk.

The Group's forecasts and projections, taking account of reasonable possible changes in trading performance, show that the Group should be able to operate within the level of its current cash resources, however a material uncertainty exists in relation to the Group's ability to repay its liabilities as they become due. We note that as at the balance sheet date, the Group has net current liabilities of \$432,000 and net liabilities of \$1,514,000.

The directors prepare annual budgets and cash flow projections that extend beyond 12 months from the date of this report. These projections include the proceeds of future fundraising necessary within the next 12 months to meet the Company's and Group's overheads and planned discretionary project expenditures and to maintain the Company and Group as going concerns. Although the Company has been successful in raising finance in the past, there is no assurance that it will obtain adequate finance in the future. This represents a material uncertainty related to events or conditions which may cast significant doubt on the Group's and Company's ability to continue as going concerns and, therefore, that they may be unable to realise their assets and discharge their liabilities in the normal course of business. However, the directors have a reasonable expectation that they will secure additional funding when required to continue meeting corporate overheads and exploration costs for the foreseeable future and therefore the directors believe that the going concern basis is appropriate for the preparation of the financial statements.

After making enquiries, the directors have a reasonable expectation that the Company and Group have adequate resources to continue in operational existence for the foreseeable future. They continue to adopt the going concern basis in preparing the annual report and financial statements, however as noted above a material uncertainty exists which may cast significant doubt on the Group's ability to continue operating as a going concern.

## Nostra Terra Oil and Gas Company Annual Report and Accounts 2023

### Notes to the Financial Statements (continued)

For the year ended 31 December 2023

#### 1. Summary of significant accounting policies (continued)

##### New standards, amendments and interpretations adopted by the Group and Company

The following IFRS or IFRIC interpretations were effective for the first time for the financial year beginning 1 January 2023. Their adoption has not had any material impact on the disclosures or on the amounts reported in these financial statements:

<b>Standards /interpretations</b>	<b>Application</b>
IAS 1 amendments	Presentation of Financial Statements and IFRS Practice Statement 2: Disclosure of Accounting Policies
IAS 8 amendments	Changes in Accounting Estimates and Errors: Definition of Accounting estimates
IAS 12 amendments	Deferred Tax related to Assets and Liabilities arising from a Single Transaction
IFRS 17	Insurance Contracts

##### New standards, amendments and interpretations not yet adopted

<b>Standards /interpretations</b>	<b>Application</b>
IAS 1 amendments	Presentation of Financial Statements: Classification of Liabilities as Current or Non-Current and Non-Current Liabilities with Covenants Date: Effective 1 January 2024
IFRS 16 amendments	Lease Liability in a Sale and Leaseback: Effective 1 January 2024

There are no IFRS's or IFRIC interpretations that are not yet effective that would be expected to have a material impact on the Company or Group.

#### Basis of consolidation

Where the Company has the power, either directly or indirectly, to govern the financial and operating policies of another entity or business so as to obtain benefits from its activities, it is classified as a subsidiary. The consolidated financial statements present the results of the Company and its subsidiaries ("the Group") as if they formed a single entity. Intercompany transactions and balances between Group companies are therefore eliminated in full.

The consolidated financial statements incorporate the results of business combinations using the purchase method. In the statement of financial position, the acquiree's identifiable assets, liabilities and contingent liabilities are initially recognised at their fair values at the acquisition date. The results of acquired operations are included in the consolidated statement of comprehensive income from the date on which control is obtained. They are deconsolidated from the date control ceases.

## Nostra Terra Oil and Gas Company Annual Report and Accounts 2023

### Notes to the Financial Statements (continued)

For the year ended 31 December 2023

#### 1. Summary of significant accounting policies (continued)

##### Subsidiaries

The purchase method of accounting is used to account for the acquisition of subsidiaries by the Group. The cost of an acquisition is measured as the fair value of the assets given, equity instruments issued, and liabilities incurred or assumed at the date of exchange, plus costs directly attributable to the acquisition. Identifiable assets acquired and liabilities and contingent liabilities assumed in a business combination are measured initially at their fair values at the acquisition date, irrespective of the extent of any minority interest. The excess of the cost of acquisition over the fair value of the Group's share of the identifiable net assets acquired is recorded as goodwill. If the cost of acquisition is less than the fair value of the net assets of the subsidiary acquired, the difference is recognised directly in the income statement.

Inter-company transactions, balances and unrealised gains on transactions between Group companies are eliminated. Unrealised losses are also eliminated but considered an impairment indicator of the asset transferred. Accounting policies of subsidiaries have been changed where necessary to ensure consistency with the policies adopted by the Group.

##### Goodwill

Goodwill represents the excess of the cost of an acquisition over the fair value of the Group's share of the net identifiable assets of the acquired subsidiary or associate at the date of acquisition. Goodwill on acquisitions of subsidiaries is included in 'intangible assets'. Separately recognised goodwill is tested annually for impairment and carried at cost less accumulated impairment losses. Impairment losses on goodwill are not reversed. Gains and losses on the disposal of an entity include the carrying amount of goodwill relating to the entity sold.

Goodwill is allocated to cash-generating units for the purpose of impairment testing. The allocation is made to those cash-generating units or groups of cash-generating units that are expected to benefit from the business combination in which the goodwill arose. The Group allocates goodwill to each business segment in each country in which it operates.

##### Impairment of non-financial assets

Assets that have an indefinite useful life, for example goodwill, are not subject to amortisation and are tested annually for impairment. Assets that are subject to amortisation are reviewed for impairment whenever events or changes in circumstances indicate that the carrying amount may not be recoverable. An impairment loss is recognised for the amount by which the asset's carrying amount exceeds its recoverable amount. The recoverable amount is the higher of an asset's fair value less costs to sell and value in use. For the purposes of assessing impairment, assets are grouped at the lowest levels for which there are separately identifiable cash flows (cash-generating units). Non-financial assets other than goodwill that suffered impairment are reviewed for possible reversal of the impairment at each reporting date.

Where an impairment loss subsequently reverses, the carrying amount of the asset (cash-generating unit) is increased to the revised estimated of its recoverable amount, but so that the increased carrying amount does not exceed the carrying amount that would have been determined had no impairment loss been recognised for the asset (cash-generating unit) in prior years. A reversal of an impairment loss is recognised as income immediately, unless the relevant asset is carried at a revalued amount in which case the reversal of impairment loss is treated as a revaluation increase.

## Nostra Terra Oil and Gas Company Annual Report and Accounts 2023

### Notes to the Financial Statements (continued)

#### For the year ended 31 December 2023

#### 1. Summary of significant accounting policies (continued)

##### Property, plant and equipment

Tangible non-current assets are stated at historical cost less depreciation. Historical cost includes expenditure that is directly attributable to the acquisition of the items.

Subsequent costs are included in the asset's carrying amount or recognised as a separate asset, as appropriate, only when it is probable that future economic benefits associated with the item will flow to the Group and the cost of the item can be measured reliably. The carrying amount of the replaced part is derecognised. All other repairs and maintenance are charged to the income statement during the financial year in which they are incurred. Depreciation is provided at the following annual rates in order to write off each asset over its estimated useful life:

Plant and machinery – over 7 years

The assets' residual values and useful economic lives are reviewed, and adjusted if appropriate, at each statement of financial position date. An asset's carrying amount is written down immediately to its recoverable amount if the asset's carrying amount is greater than its estimated recoverable value. Gains and losses on disposals are determined by comparing the proceeds with the carrying amount and are recognised within other (losses) or gains in the income statement. When revalued assets are sold, the amounts included in other reserves are transferred to retained earnings.

##### Investments

Investments are stated at cost less provision for any impairment value.

##### Cash and cash equivalents

Included in the statement of financial position comprise cash at bank and in hand and other short-term highly liquid investments with original maturities of three months or less.

For the purposes of the statement of cash flows, cash and cash equivalents consist of cash and cash equivalents as defined above, net of outstanding bank overdrafts.

##### Trade receivables

Trade receivables are recognised initially at fair value and subsequently measured at amortised cost using the effective interest method, less provision for impairment. A provision for impairment is established when there is objective evidence that the Group will not be able to collect all amounts due according to the original terms of the receivables. Significant financial difficulties of the debtor, probability that the debtor will enter bankruptcy or financial reorganisation, and default or delinquency in payments are considered indicators that the trade receivable is impaired.

##### Trade payables

Trade payables are recognised initially at fair value and subsequently measured at amortised cost using the effective interest method.

## Nostra Terra Oil and Gas Company Annual Report and Accounts 2023

### Notes to the Financial Statements (continued)

#### For the year ended 31 December 2023

#### 1. Summary of significant accounting policies (continued)

##### Borrowings

Borrowings are recognised initially at fair value, net of transaction costs incurred. Borrowings are subsequently stated at amortised cost; any difference between the proceeds (net of transaction costs) and the redemption value is recognised in the income statement over the year of the borrowings using the effective interest method.

Borrowings are classified as current liabilities unless the Group has an unconditional right to defer settlement of the liability for at least 12 months after the balance sheet date.

##### Functional currency translation

###### (i) Functional and presentation currency

Items included in the financial statements of the Group are measured using the currency of the primary economic environment in which the entity operates (the functional currency), which is mainly United States Dollars (US\$). The financial statements are presented in United States Dollars (US\$), which is the Group's presentation currency.

###### (ii) Transactions and balances

Foreign currency transactions are translated into the presentational currency using exchange rates prevailing at the dates of the transactions. Foreign exchange gains and losses resulting from the settlement of such transactions and from the translation at year-end exchange rates of monetary assets and liabilities denominated in foreign currencies are recognised in the income statement.

###### (iii) Group Companies

All consolidated entities are presented in US\$ and so no translation is required on consolidation.

##### Share capital

Ordinary shares are classified as equity.

Incremental costs directly attributable to the issue of new shares or options are shown in equity as a deduction, net of tax, from the proceeds.

##### Taxation

The tax expense represents the sum of the tax currently payable and deferred tax. The tax currently payable is based on the taxable profit for the year. Taxable profit differed from net profit as reported in the income statement because it excludes items of income or expense that are taxable or deductible in other years and it further excludes items that are never taxable or deductible. The entity's liability for current tax is calculated using tax rates that have been enacted or substantively enacted by the statement of financial position date.

**Nostra Terra Oil and Gas Company Annual Report and Accounts 2023****Notes to the Financial Statements (continued)****For the year ended 31 December 2023****1. Summary of significant accounting policies (continued)****Deferred tax**

Deferred tax is recognised on differences between the carrying amounts of assets and liabilities in the financial statements and the corresponding tax bases used in the computation of taxable profit, and is accounted for using the statement of financial position liability method. Deferred tax liabilities are generally recognised for all taxable temporary differences and deferred tax assets are recognised to the extent that it is probable that taxable profits will be available against which deductible temporary differences can be utilised. Such assets and liabilities are not recognised if the temporary arises from goodwill or from the initial recognition) other than in a business combination) of other assets and liabilities in a transaction that affects neither the taxable profit nor the accounting profit.

The carrying amount of deferred tax is reviewed at each statement of financial position date and reduced to the extent that it is no longer probable that sufficient taxable profits will be available to allow all or part of the asset to be recovered.

Deferred tax is calculated at the tax rates that are expected to apply in the period when the liability is settled or the asset realised. Deferred tax is charged or credited directly to equity; in which case the deferred tax is also dealt with in equity.

Deferred tax assets and liabilities are offset when there is a legally enforceable right to set off current tax assets against current tax liabilities and when they relate to income taxes levied by the same taxation authority and the Company intends to settle its current tax assets and liabilities on a net basis.

**Financial instruments**

Financial assets and financial liabilities are initially classified as measured at amortised cost, fair value through other comprehensive income, or fair value through profit and loss when the Group becomes a party to the contractual provisions of the instrument. Financial assets are derecognised when the contractual rights to the cash flows expire, or the Group no longer retains the significant risks or rewards of ownership of the financial asset. Financial liabilities are derecognised when the obligation is discharged, cancelled or expires.

Financial assets are classified dependent on the Group's business model for managing the financial and the cash flow characteristics of the asset. Financial liabilities are classified and measured at amortised cost except for trading liabilities, or where designated at original recognition to achieve more relevant presentation. The Group classifies its financial assets and liabilities into the following categories:

***Financial assets at amortised cost***

The Group's financial assets at amortised cost comprise trade and other receivables. These represent debt instruments with fixed or determinable payments that represent principal or interest and where the intention is to hold to collect these contractual cash flows. They are initially recognised at fair value, included in current and non-current assets, depending on the nature of the transaction, and are subsequently measured at amortised cost using the effective interest method less any provision for impairment.

***Financial liabilities at amortised cost***

Financial liabilities at amortised cost comprise finance lease obligations and trade and other payables. They are classified as current and non-current liabilities depending on the nature of the transaction, are subsequently measured at amortised cost using the effective interest method.

## Nostra Terra Oil and Gas Company Annual Report and Accounts 2023

### Notes to the Financial Statements (continued)

For the year ended 31 December 2023

#### 1. Summary of significant accounting policies (continued)

##### Financial instruments (continued)

###### *Financial assets at fair value through profit and loss*

The Group holds a derivative against the price of oil held for operation purposes. These are recognised and measured at fair value using the most recent available market price with gains and losses recognised immediately in the profit and loss.

The fair value measurement of the Group's financial and non-financial assets and liabilities utilises market observable inputs and data as far as possible. Inputs used in determining fair value measurements are categorised into different levels based on how observable the inputs used in the valuation technique utilised are (the 'fair value hierarchy').

Level 1 Quoted prices in active markets

Level 2 Observable direct or indirect inputs other than Level 1 inputs

Level 3 Inputs that are not based on observable market data

The Group measures financial instruments relating to platform holdings at fair value using Level 1.

The Company provides financial guarantees to licensed banks for credit facilities extended to a subsidiary company. The fair value of such financial guarantees is not expected to be significantly different as the probability of the subsidiary company defaulting on the credit lines is remote.

###### *Impairment of trade and other receivables*

In accordance with IFRS 9 an expected loss provisioning model is used to calculate an impairment provision. We have implemented the IFRS 9 simplified approach to measuring expected credit losses arising from trade and other receivables, being a lifetime expected credit loss. This is calculated based on an evaluation of our historic experience plus an adjustment based on our judgement of whether this historic experience is likely reflective of our view of the future at the balance sheet date. In the previous year the incurred loss model is used to calculate the impairment provision.

##### Oil and gas assets

The Group applies the successful efforts method of accounting for oil and gas assets and has adopted IFRS 6 Exploration for and evaluation of mineral resources.

##### Exploration and evaluation ("E&E") assets

Under the successful efforts method of accounting, all licence acquisition, exploration and appraisal costs are initially capitalised in well, field or specific exploration cost centres as appropriate, pending determination. Expenditure incurred during the various exploration and appraisal phases is then written off unless commercial reserves have been established or the determination process has not been completed.

##### Pre-licence costs

Costs incurred prior to having obtained the legal rights to explore an area are expensed directly to the income statement as they are incurred.

## Nostra Terra Oil and Gas Company Annual Report and Accounts 2023

### Notes to the Financial Statements (continued)

For the year ended 31 December 2023

#### 1. Summary of significant accounting policies (continued)

##### Exploration and evaluation ("E&E") costs

Costs of E&E are initially capitalised as E&E assets. Payments to acquire the legal right to explore, together with the directly related costs of technical services and studies, seismic acquisition, exploratory drilling and testing are capitalised as intangible E&E assets.

Tangible assets used in E&E activities (such as the Group's drilling rigs, seismic equipment and other property, plant and equipment used by the company's exploration function) are classified as property, plant and equipment. However, to the extent that such a tangible asset is consumed in developing an intangible E&E asset, the amount reflecting that consumption is recorded as part of the cost of the intangible asset. Such intangible costs include directly attributable overheads, including the depreciation of property, plant and equipment utilised in E&E activities, together with the cost of other materials consumed during the exploration and evaluation phases.

E&E costs are not amortised prior to the conclusion of appraisal activities.

##### Treatment of E&E assets at conclusion of appraisal activities

Intangible E&E assets relating to each exploration licence/prospect are carried forward until the existence (or otherwise) of commercial reserves has been determined, subject to certain limitations including review for indications of impairment. If commercial reserves are discovered the carrying value, after any impairment loss of the relevant E&E assets, is then reclassified as development and production assets. If, however, commercial reserves are not found, the capitalised costs are charged to expense after conclusion of appraisal activities.

##### Development and production assets

Development and production assets are accumulated generally on a field-by-field basis and represent the cost of developing the commercial reserves discovered and bringing them into production, together with the E&E expenditures incurred in finding commercial reserves transferred from intangible E&E assets as outlined above.

The cost of development and production assets also includes the cost of acquisitions and purchases of such assets, directly attributable overheads and the cost of recognising provisions for future restoration and decommissioning.

##### Decommissioning liability

Where a material liability for the removal of production facilities and site restoration at the end of the productive life of the assets exist, a provision for decommissioning liability is recognised. The amount recognised is the present value of estimated future expenditure determined in accordance with local conditions and requirements. An intangible asset of an amount equivalent to the provision is recognised and depreciated on a unit production basis. Changes in estimates are recognised prospectively, with corresponding adjustments to the provision and the associated intangible asset. Period changes in the present value arising from discounting are included in depletion, depreciation and amortisation cost in cost of sales.

##### Commercial reserves

Commercial reserves are proven and probable oil and gas reserves, which are defined as the estimated quantities of crude oil, natural gas and natural gas liquids which geological, geophysical and engineering data demonstrate with a specified degree of certainty to be recoverable in future years from known reservoirs and which are considered commercially producible.

## Nostra Terra Oil and Gas Company Annual Report and Accounts 2023

### Notes to the Financial Statements (continued)

For the year ended 31 December 2023

#### 1. Summary of significant accounting policies (continued)

##### Depletion, amortisation and impairment of oil and gas assets

All expenditure carried within each field is amortised from the commencement of production on a unit of production basis, which is the ratio of oil and gas production in the period to the estimated quantities of commercial reserves at the end of the period plus the production in the period, on a field-by-field basis. Costs used in the unit of production calculation comprise the net book value of capitalised costs plus the estimated future field development costs to access the related commercial reserves. Changes in the estimates of commercial reserves or future field development costs are dealt with prospectively.

Where there has been a change in economic conditions that indicates a possible impairment in an oil and gas asset, the recoverability of the net book value relating to that field is assessed by comparison with the estimated discounted future cash flows based on management's expectations of future oil and gas prices and future costs. Any impairment identified is charged to the income statement as additional depletion and amortisation. Where conditions giving rise to impairment subsequently reverse, the effect of the impairment charge is also reversed as a credit to the income statement, net of any depreciation that would have been charged since the impairment.

##### Depletion, amortisation and impairment of oil and gas assets

All expenditure carried within each field is amortised from the commencement of production on a unit of production basis, which is the ratio of oil and gas production in the period to the estimated quantities of commercial reserves at the end of the period plus the production in the period, on a field-by-field basis. Costs used in the unit of production calculation comprise the net book value of capitalised costs plus the estimated future field development costs to access the related commercial reserves. Changes in the estimates of commercial reserves or future field development costs are dealt with prospectively.

Where there has been a change in economic conditions that indicates a possible impairment in an oil and gas asset, the recoverability of the net book value relating to that field is assessed by comparison with the estimated discounted future cash flows based on management's expectations of future oil and gas prices and future costs. Any impairment identified is charged to the income statement as additional depletion and amortisation. Where conditions giving rise to impairment subsequently reverse, the effect of the impairment charge is also reversed as a credit to the income statement, net of any depreciation that would have been charged since the impairment.

##### Share-based compensation

The fair value of the employee and suppliers' services received in exchange for the grant of the options is recognised as an expense. The total amount to be expensed over the vesting year is determined by reference to the fair value of the options granted, excluding the impact of any non-market vesting conditions (for example, profitability and sales growth targets).

Non-market vesting conditions are included in assumptions about the number of options that are expected to vest. At each statement of financial position date, the entity revises its estimates of the number of options that are expected to vest. It recognises the impact of the revision to original estimates, if any, in the income statement, with a corresponding adjustment to equity. The proceeds received net of any directly attributable transaction costs are credited to share capital (nominal value) and share premium when the options are exercised.

## Nostra Terra Oil and Gas Company Annual Report and Accounts 2023

### Notes to the Financial Statements (continued)

For the year ended 31 December 2023

#### 1. Summary of significant accounting policies (continued)

##### Share-based compensation (continued)

The fair value of share-based payments recognised in the statement of comprehensive income is measured by use of the Black Scholes model, which takes into account conditions attached to the vesting and exercise of the equity instruments. The expected life used in the model is adjusted, based on management's best estimate, for the effects of non-transferability, exercise restrictions and behavioural considerations. The share price volatility percentage factor used in the calculation is based on management's best estimate of future share price behaviour and is selected based on past experience, future expectations and benchmarks against peer companies in the industry.

The Group does not operate any cash-settled share-based payments and as such are not affected by the amendments to IFRS 2 – Share-based payments.

##### Revenue recognition

Revenue comprises the fair value of the consideration received or receivable in relation to the proceeds by the prospects which the company has a working interest in. Revenue is shown net of value-added tax, returns, rebates and discounts and after eliminating sales within the Group. Revenue is recognised when the oil and gas produced is despatched and received by the customers. The directors consider this the point when the Company's performance obligation is satisfied.

The directors consider that revenue generation is exclusively for oil production in the US and so no further segmentation is required.

##### Leased assets

###### The Group as a lessee

A lease is defined as 'a contract, or part of a contract, that conveys the right to use an asset (the underlying asset) for a period of time in exchange for consideration'.

To apply this definition the Group assesses whether the contract meets three key evaluations which are whether:

- the contract contains an identified asset, which is either explicitly identified in the contract or implicitly specified by being identified at the time the asset is made available to the Group
- the Group has the right to obtain substantially all of the economic benefits from use of the identified asset throughout the period of use, considering its rights within the defined scope of the contract
- the Group has the right to direct the use of the identified asset throughout the period of use. The Group assess whether it has the right to direct 'how and for what purpose' the asset is used throughout the period of use.

###### Measurement and recognition of leases as a lessee

At lease commencement date, the Group recognises a right-of-use asset and a lease liability on the balance sheet. The right-of-use asset is measured at cost, which is made up of the initial measurement of the lease liability, any initial direct costs incurred by the Group, an estimate of any costs to dismantle and remove the asset at the end of the lease, and any lease payments made in advance of the lease commencement date (net of any incentives received).

The Group depreciates the right-of-use assets on a straight-line basis from the lease commencement date to the earlier of the end of the useful life of the right-of-use asset or the end of the lease term. The Group also assesses the right-of-use asset for impairment when such indicators exist.

## Nostra Terra Oil and Gas Company Annual Report and Accounts 2023

### Notes to the Financial Statements (continued)

For the year ended 31 December 2023

#### 1. Summary of significant accounting policies (continued)

##### Measurement and recognition of leases as a lessee (continued)

At lease commencement date, the Group recognises a right-of-use asset and a lease liability on the balance sheet. The right-of-use asset is measured at cost, which is made up of the initial measurement of the lease liability, any initial direct costs incurred by the Group, an estimate of any costs to dismantle and remove the asset at the end of the lease, and any lease payments made in advance of the lease commencement date (net of any incentives received).

The Group depreciates the right-of-use assets on a straight-line basis from the lease commencement date to the earlier of the end of the useful life of the right-of-use asset or the end of the lease term. The Group also assesses the right-of-use asset for impairment when such indicators exist.

At the commencement date, the Group measures the lease liability at the present value of the lease payments unpaid at that date, discounted using the interest rate implicit in the lease if that rate is readily available or the Group's incremental borrowing rate.

Lease payments included in the measurement of the lease liability are made up of fixed payments (including in substance fixed), variable payments based on an index or rate, amounts expected to be payable under a residual value guarantee and payments arising from options reasonably certain to be exercised.

Subsequent to initial measurement, the liability will be reduced for payments made and increased for interest. It is remeasured to reflect any reassessment or modification, or if there are changes in in-substance fixed payments.

When the lease liability is remeasured, the corresponding adjustment is reflected in the right-of-use asset, or profit and loss if the right-of-use asset is already reduced to zero.

The Group has elected to account for short-term leases and leases of low-value assets using the practical expedients. Instead of recognising a right-of-use asset and lease liability, the payments in relation to these are recognised as an expense in profit or loss on a straight-line basis over the lease term.

On the statement of financial position, right-of-use assets have been included in property, plant and equipment and lease liabilities have been included in trade and other payables.

#### 2. Critical accounting estimates and judgements

The preparation of consolidated financial statements requires the Group to make estimates and assumptions that affect the application of policies and reported amounts. Estimates and judgments are continually evaluated and are based on historical experience and other factors including expectations of future events that are believed to be reasonable under the circumstances. Actual results may differ from these estimates. The estimates and assumptions which have a significant risk of causing a material adjustment to the carrying amount of assets and liabilities are discussed below:

##### *Impairment of property, plant and equipment*

Property, plant and equipment are reviewed for impairment if events or changes in circumstances indicate that the carrying amount may not be recoverable. When a review for impairment is conducted, the recoverable amount is determined based on value in use calculations prepared on the basis of management's assumptions and estimates.

##### *Recoverability of exploration and evaluation costs*

E&E assets are assessed for impairment when circumstances suggest that the carrying amount may exceed its recoverable value including decommissioning costs. This assessment involves judgment as to (i) the likely future commerciality of the asset and when such commerciality should be determined, and (ii) future revenues and costs pertaining to the asset in question, and the discount rate to be applied to such revenues and costs for the purpose of deriving a recoverable value.

## Nostra Terra Oil and Gas Company Annual Report and Accounts 2023

### Notes to the Financial Statements (continued)

For the year ended 31 December 2023

#### 2. Critical accounting estimates and judgements (continued)

##### Share-based payments

Note 1 sets out the Group's accounting policy on share-based payments, specifically in relation to the share options and warrants that the Company has granted. The key assumptions underlying the fair value of such share-based payments are discussed in note 23. The fair value amounts used by the Group have been derived by external consultants using standard recognised valuation techniques.

#### 3. Segmental analysis

In the opinion of the directors, the Group has one class of business, being the exploitation of hydrocarbon resources.

The Group's primary reporting format is determined by geographical segment according to the location of the hydrocarbon assets. The Group's reportable segments under IFRS 8 in the year are as follows:

United Kingdom - being the location of the head office.

US Mid-Continent properties at year end included the following:

- East Texas: 100% working interest in the Pine Mills oilfield
- East Texas: 32.5% working interest in the Cypress farmout area of Pine Mills
- West Texas: 50-100% working interest leases located in the Permian Basin
- South Texas: 100% working interest in the Caballos Creek oilfield

The chief operating decision maker's internal report for the year ended 31 December 2023 is based on the location of the oil properties as disclosed in the below table:

SEGMENTAL RESULTS	US mid-continent 2023 \$'000	Head office 2023 \$'000	Total 2023 \$'000
Revenue	2,816	-	2,816
Operating profit (loss) before depreciation, well impairment, share-based payment charges, restructuring costs and gain (loss) on sale of assets and foreign exchange:	1,470	(974)	496
Depreciation of tangibles	(324)	-	(324)
Amortisation of intangibles	(251)	-	(251)
Share based payments	-	(41)	(41)
Foreign exchange gain	(2)	(4)	(6)
<b>Operating profit/(loss)</b>	<b>893</b>	<b>(1,019)</b>	<b>(126)</b>
Finance expense	(351)	(17)	(368)
Other income	22	-	22
<b>Profit/(loss) before taxation</b>	<b>563</b>	<b>(1,035)</b>	<b>(472)</b>

## Nostra Terra Oil and Gas Company Annual Report and Accounts 2023

### Notes to the Financial Statements (continued)

For the year ended 31 December 2023

#### 3. Segmental analysis (continued)

SEGMENTAL ASSETS	US mid-continent	Head office	Total
	2023 \$'000	2023 \$'000	2023 \$'000
Property, plant and equipment	1,230	-	1,230
Intangible assets	2,389	-	2,389
Cash and cash equivalents	23	3	26
Trade and other receivables	552	24	576
	<b>4,194</b>	<b>27</b>	<b>4,221</b>

The chief operating decision maker's internal report for the year ended 31 December 2022 is based on the location of the oil properties as disclosed in the below table:

SEGMENTAL RESULTS	US mid-continent	Head office	Total
	2022 \$'000	2022 \$'000	2022 \$'000
Revenue	4,021	-	4,021
Operating profit (loss) before depreciation, well impairment, share-based payment charges, restructuring costs and gain (loss) on sale of assets and foreign exchange:			
Depreciation of tangibles	(299)	-	(299)
Amortisation of intangibles	(202)	-	(202)
Well impairment	(897)	-	(897)
Share based payments	-	(156)	(156)
Foreign exchange gain (loss)	(2)	28	26
<b>Operating profit/(loss)</b>	<b>817</b>	<b>(1,215)</b>	<b>(398)</b>
Finance expense	(172)	(27)	(199)
Other income	51	-	51
<b>Profit/(loss) before taxation</b>	<b>696</b>	<b>(1,242)</b>	<b>(546)</b>
<b>SEGMENTAL ASSETS</b>			
Property, plant and equipment	1,308	-	1,308
Intangible assets	2,224	-	2,224
Cash and cash equivalents	115	17	132
Trade and other receivables	602	22	624
	<b>4,249</b>	<b>39</b>	<b>4,288</b>

## Nostra Terra Oil and Gas Company Annual Report and Accounts 2023

### Notes to the Financial Statements (continued)

For the year ended 31 December 2023

#### 4. Employees and Directors

	2023 \$'000	2022 \$'000
Directors' fees	147	127
Directors' remuneration	190	275
Social security costs	13	14
	<b>350</b>	<b>416</b>

	2023 Number	2022 Number
The average monthly number of employees (including directors) during the year was as follows:		
Directors	4	4

#### Directors' remuneration

Other than the directors, the Group had no other employees. Total remuneration paid to directors during the year was as listed above.

The director's emoluments and other benefits for the year ended 31 December 2023 is as follows:

	2023 \$'000	2022 \$'000
M B Lofgran	190	275

#### 5. Finance expense

	2023 \$'000	2022 \$'000
Finance expense	369	199

Finance expense relates to interest charged on borrowings. Further details for which can be found in note 18.

#### 6. Other income

	2023 \$'000	2022 \$'000
Other income	22	51
	<b>22</b>	<b>51</b>

Other income relates to sundry income received from operating oil wells in addition to the oil sales.

## Nostra Terra Oil and Gas Company Annual Report and Accounts 2023

### Notes to the Financial Statements (continued)

For the year ended 31 December 2023

#### 7. Operating loss

	2023	2022
	\$'000	\$'000
The operating loss the year ended 31 December is stated after charging/ (crediting)		
Depreciation of property, plant, and equipment	324	299
Amortisation of intangibles	251	202
Well impairment	-	897

The analysis of administrative expenses in the consolidated income statement by nature of expense:

Directors' remuneration	190	275
Depreciation on ROU asset	-	-
Social security costs	13	14
Directors' fees	147	127
Travelling and entertainment	9	23
Accountancy fees	82	81
Legal and professional fees	252	218
Auditors' remuneration	22	27
Bad debt costs	-	-
Other expenses	155	309
	<b>870</b>	<b>1,074</b>

#### 8. Income tax

The income tax charge for the year was as follows:

	2023	2022
	\$'000	\$'000
Current tax	-	-
Corporation tax	-	-
Overseas corporation tax	-	-
<b>TOTAL</b>	<b>-</b>	<b>-</b>
Loss before tax	(472)	(546)
Loss on ordinary activities before taxation multiplied by the standard rate of UK corporation tax of 25% (2022:19%)	(118)	(104)
Effects of:		
Non-deductible expenses	10	30
Other tax adjustments	108	74
<b>CURRENT TAX CHARGE</b>	<b>-</b>	<b>-</b>

At 31 December 2023, the Company had an estimated excess management expenses to carry forward of \$6,375,110 (2022: \$5,942,883). The deferred tax asset at 25% (2022: 19%) on these tax losses of \$1,593,778 (2022: \$1,129,000) has not been recognised due to the uncertainty of recovery. The current US corporate tax rate is 21%.

## Nostra Terra Oil and Gas Company Annual Report and Accounts 2023

### Notes to the Financial Statements (continued)

For the year ended 31 December 2023

#### 9. Loss of Parent Company

As permitted by Section 408 of the Companies Act 2006, the income statement of the parent company is not presented as part of these financial statements. The parent company's loss for the financial year was \$1,035,000 (2022: \$1,242,000).

#### 10. Earnings per share

The calculation of earnings per ordinary share is based on earnings after tax and the weighted average number of ordinary shares in issue during the year. For diluted earnings per share, the weighted average number of ordinary shares in issue is adjusted to assume conversion of all dilutive potential ordinary shares. The Group had two classes of dilutive potential ordinary shares, being those share options granted to employees and suppliers where the exercise price is less than the average market price of the Group's ordinary shares during the year, and warrants granted to directors and one former adviser.

Details of the adjusted earnings per share are set out below:

	2023	2022
<b>GROUP</b>		
Loss attributable to ordinary shareholders (\$'000)	(472)	(546)
Weighted average number of shares	746,520,534	732,742,452
<b>CONTINUED OPERATIONS:</b>		
<b>BASIC AND DILUTED EPS - LOSS (cents)</b>	<b>(0.06)</b>	<b>(0.07)</b>

The diluted loss per share is the same as the basic loss per share as the loss for the year has an antidilutive effect.

	2023 \$'000	2022 \$'000
Gross profit before depreciation, depletion, amortisation and impairment	1,408	2,242
EPS on gross profit before depreciation, depletion, amortisation and impairment (cents)	0.19	0.30
<b>RECONCILIATION FROM GROSS PROFIT TO GROSS PROFIT BEFORE DEPLETION, DEPRECIATION, AMORTISATION AND IMPAIRMENT</b>		
Gross profit	791	806
ADD BACK:		
Exploration	-	-
Well impairment	-	897
Depletion, depreciation and amortisation	617	539
Gross profit before depletion, depreciation, amortisation and impairment	1,408	2,242

## Nostra Terra Oil and Gas Company Annual Report and Accounts 2023

### Notes to the Financial Statements (continued)

For the year ended 31 December 2023

#### 11. Intangible assets

GROUP	Exploration & evaluation assets			Development & production assets	Total
	Licences	assets	assets		
	\$'000	\$'000	\$'000	\$'000	\$'000
<b>COST</b>					
<b>At 1 January 2022</b>	<b>524</b>	<b>1,949</b>	<b>2,973</b>	<b>5,446</b>	
Additions	-	-	1,319	1,319	
Disposals	-	(10)	-	(10)	
<b>At 31 December 2022</b>	<b>524</b>	<b>1,939</b>	<b>4,292</b>	<b>6,755</b>	
Additions	-	-	416	416	
Disposals	-	-	-	-	
<b>At 31 December 2023</b>	<b>524</b>	<b>1,939</b>	<b>4,708</b>	<b>7,171</b>	
<b>PROVISION</b>					
<b>At 1 January 2022</b>	<b>524</b>	<b>1,939</b>	<b>969</b>	<b>3,432</b>	
Charge for the year	-	-	202	202	
Impairment	-	-	897	897	
Disposals	-	-	-	-	
<b>At 31 December 2022</b>	<b>524</b>	<b>1,939</b>	<b>2,068</b>	<b>4,531</b>	
Charge for the year	-	-	251	251	
Impairment	-	-	-	-	
Disposals	-	-	-	-	
<b>At 31 December 2023</b>	<b>524</b>	<b>1,939</b>	<b>2,319</b>	<b>4,782</b>	
<b>CARRYING VALUE</b>					
<b>At 31 December 2023</b>	<b>-</b>	<b>-</b>	<b>2,389</b>	<b>2,389</b>	
<b>At 31 December 2022</b>	<b>-</b>	<b>-</b>	<b>2,224</b>	<b>2,224</b>	

The Group assesses at each reporting date whether there is an indication that the intangible assets may be impaired, by considering the net present value of discounted cash flows forecasts. If an indication exists an impairment review is carried out by reference to available engineering information. At the year-end, \$nil (2022: \$897,000) was provided for the well at Grant East #1.

Amortisation, impairment charges and any profit or loss on disposal of the capitalised intangible costs is included within cost of sales in the consolidated income statement.

## Nostra Terra Oil and Gas Company Annual Report and Accounts 2023

### Notes to the Financial Statements (continued) For the year ended 31 December 2023

#### II. Intangible assets (continued)

COMPANY	Development & production assets \$'000	Total \$'000
<b>COST</b>		
<b>At 1 January 2022</b>	<b>398</b>	<b>398</b>
Additions	-	-
Disposals	-	-
<b>At 31 December 2022</b>	<b>398</b>	<b>398</b>
Additions	-	-
Disposals	-	-
<b>At 31 December 2023</b>	<b>398</b>	<b>398</b>
<b>PROVISION</b>		
<b>At 1 January 2022</b>	<b>53</b>	<b>53</b>
Charge for the year	40	40
Impairment	-	-
Disposals	-	-
<b>At 31 December 2022</b>	<b>93</b>	<b>93</b>
Charge for the year	42	42
Impairment	-	-
Disposals	-	-
<b>At 31 December 2023</b>	<b>135</b>	<b>135</b>
<b>CARRYING VALUE</b>		
<b>At 31 December 2023</b>	<b>263</b>	<b>263</b>
<b>At 31 December 2022</b>	<b>305</b>	<b>305</b>

The Company assesses at each reporting date whether there is an indication that the intangible assets may be impaired, by considering the net present value of discounted cash flows forecasts. If an indication exists an impairment review is carried out by reference to available engineering information. At the year-end, \$nil (2022: \$nil) was provided.

Amortisation, impairment charges and any profit or loss on disposal of the capitalised intangible costs is included within cost of sales in the consolidated income statement.

## Nostra Terra Oil and Gas Company Annual Report and Accounts 2023

### Notes to the Financial Statements (continued)

For the year ended 31 December 2023

#### 12. Property, plant and equipment

GROUP	Office space – right of use \$'000	Plant & equipment – oil and gas assets \$'000	Total \$'000
<b>COST</b>			
<b>At 1 January 2022</b>	<b>48</b>	<b>1,568</b>	<b>1,616</b>
Additions	-	719	719
Disposals	-	(30)	(30)
<b>At 31 December 2022</b>	<b>48</b>	<b>2,257</b>	<b>2,305</b>
Additions	-	248	248
Disposals	-	(2)	(2)
<b>At 31 December 2023</b>	<b>48</b>	<b>2,503</b>	<b>2,551</b>
<b>DEPRECIATION</b>			
<b>At 1 January 2022</b>	<b>48</b>	<b>650</b>	<b>698</b>
Charge for the year	-	299	299
Disposals	-	-	-
<b>At 31 December 2022</b>	<b>48</b>	<b>949</b>	<b>997</b>
Charge for the year	-	324	324
Disposals	-	-	-
<b>At 31 December 2023</b>	<b>48</b>	<b>1,273</b>	<b>1,321</b>
<b>CARRYING VALUE</b>			
<b>At 31 December 2023</b>	<b>-</b>	<b>1,230</b>	<b>1,230</b>
At 31 December 2022	-	1,308	1,308

Depreciation charges are included within cost of sales in the Consolidated Income Statement.

In addition, the directors are of the opinion that no impairment should be provided.

## Nostra Terra Oil and Gas Company Annual Report and Accounts 2023

### Notes to the Financial Statements (continued)

For the year ended 31 December 2023

#### 12. Property, plant and equipment (continued)

COMPANY	Plant & equipment – oil and gas assets \$'000	Total \$'000
<b>COST</b>		
<b>At 1 January 2022</b>	<b>128</b>	<b>128</b>
Additions	50	50
Disposals	-	-
<b>At 31 December 2022</b>	<b>178</b>	<b>178</b>
Additions	4	4
Disposals	-	-
<b>At 31 December 2023</b>	<b>182</b>	<b>182</b>
<b>DEPRECIATION</b>		
<b>At 1 January 2022</b>	<b>16</b>	<b>16</b>
Charge for the year	18	18
Disposals	-	-
<b>At 31 December 2022</b>	<b>34</b>	<b>34</b>
Charge for the year	18	18
Disposals	-	-
<b>At 31 December 2023</b>	<b>52</b>	<b>52</b>
<b>CARRYING VALUE</b>		
<b>At 31 December 2023</b>	<b>130</b>	<b>130</b>
At 31 December 2022	144	144

Depreciation charges are included within cost of sales in the Consolidated Income Statement.

In addition, the directors are of the opinion that no impairment should be provided.

## Nostra Terra Oil and Gas Company Annual Report and Accounts 2023

### Notes to the Financial Statements (continued)

For the year ended 31 December 2023

#### 13. Leases

Lease liabilities are presented in the statement of financial position as follows:

	2023 \$'000	2022 \$'000
Current – within 1 year	-	-
Non-current – within 1 – 2 years	-	-

The Group has a lease for the office space in Dallas, Texas, USA. The Company has entered into short-term lease effective from 1 February 2023 and is annually renewed. The Group does not hold any other office leases.

#### 14. Fixed Asset Investments

COMPANY	Investment in subsidiaries \$'000	Loans to subsidiaries \$'000	Total \$'000
<b>COST</b>			
At 1 January 2022	1	15,434	15,435
Additions	-	-	-
Reductions	-	-	-
At 31 December 2022	1	15,434	15,435
Additions	-	-	-
Disposals	-	-	-
At 31 December 2023	1	15,434	15,435
<b>PROVISION</b>			
At 1 January 2022	1	(15,434)	(15,435)
Charge for the year	-	-	-
Reductions	-	-	-
At 31 December 2022	1	(15,434)	(15,435)
Charge for the year	-	-	-
At 31 December 2023	1	(15,434)	(15,435)
<b>CARRYING VALUE</b>			
At 31 December 2023	-	-	-
At 31 December 2022	-	-	-

## Nostra Terra Oil and Gas Company Annual Report and Accounts 2023

### Notes to the Financial Statements (continued)

For the year ended 31 December 2023

#### 14. Fixed Asset Investments (continued)

In the opinion of the directors, the aggregate value of the Company's investment in subsidiary undertakings is not less than the amount included in the statement of financial position.

Historically, loans to participating interests are reported as an increase in the Company's investment in the joint venture but have been provided for. As the Group acquired 100% shareholding in the joint venture in 2017 this balance had been transferred to loan to subsidiaries.

The details of the subsidiaries held at 31 December 2023 are as set out below:

	Shareholding	Country of incorporation	Nature of business
<b>New Horizon Energy 1 LLC (NHE)</b>	100%	USA	Oil & gas exploration
<b>Buccaneer Operating, LLC (Buccaneer)</b>	100%	USA	Oil & gas exploration

#### 15. Trade and other receivables

	GROUP		COMPANY	
	2023 \$'000	2022 \$'000	2023 \$'000	2022 \$'000
<b>CURRENT</b>				
Trade and other receivables	143	52	-	-
Other taxes and receivables	405	506	24	22
	<b>548</b>	<b>558</b>	<b>24</b>	<b>22</b>

The directors consider the carrying value of the receivables to approximate their fair value.

#### 16. Cash and cash equivalents

	GROUP		COMPANY	
	2023 \$'000	2022 \$'000	2023 \$'000	2022 \$'000
Bank current accounts	26	132	3	17

## Nostra Terra Oil and Gas Company Annual Report and Accounts 2023

### Notes to the Financial Statements (continued)

For the year ended 31 December 2023

#### 17. Trade and other payables

	GROUP		COMPANY	
	2023 \$'000	2022 \$'000	2023 \$'000	2022 \$'000
<b>CURRENT</b>				
Trade payables	779	777	3,702	2,771
Accruals and deferred income	86	273	52	70
Other taxes payables	3	1	3	1
Other payables	56	-	45	-
	<b>924</b>	<b>1,051</b>	<b>3,802</b>	<b>2,842</b>
Decommissioning liability	<b>382</b>	<b>340</b>	<b>30</b>	<b>22</b>

Trade payables and accruals principally comprise amounts outstanding for trade purchases and on-going expenses. The directors consider that the carrying amount of trade and other payables approximates their fair value.

Trade payables and accruals principally comprise amounts outstanding for trade purchases and on-going expenses. The directors consider that the carrying amount of trade and other payables approximates their fair value.

Included in trade payables is the decommissioning liability, this has been calculated at a discount rate of 10% and an inflation factor of 3%. This is comparable to the Group's options at the time of the well in-service dates.

#### 18. Financial liabilities - borrowing

	GROUP		COMPANY	
	2023 \$'000	2022 \$'000	2023 \$'000	2022 \$'000
Maturity of the borrowings is as follows:				
<b>Repayable within one year</b>				
Bank loan	-	-	-	-
Other loans	110	94	110	94
<b>Repayable after one year</b>				
Bank loan	4,247	3,756	-	-
Other loans	72	130	72	130
	<b>4,429</b>	<b>3,980</b>	<b>182</b>	<b>224</b>

Borrowings include a facility where the loans are secured against the Group's interest in its assets. At the year end the outstanding balance was \$4,247,000 (2022: \$3,756,000). Interest is currently charged for any day per annum at 8.75%. In September 2021 the facility was extended by three years to 29 January 2025 and the nominal facility size was increased to \$10 million. The Borrowing Base has been reduced to US\$4,250,000 based on improved production and cashflow during 2023. The size of the Facility and Borrowing Base will be reassessed at least twice yearly. The Board anticipates the Facility and Borrowing Base will increase as the Company's production and reserves increase.

The Group also has a loan agreement in place with related parties, with a total outstanding balance as at the year-end of \$182,000 (2022: \$224,000). Further details can be found in Note 22.

## Nostra Terra Oil and Gas Company Annual Report and Accounts 2023

### Notes to the Financial Statements (continued)

For the year ended 31 December 2023

#### 19. Share capital

Number	Class	Nominal value	2023 \$'000	2022 \$'000
746 million (2022: 746 million)	Ordinary	0.1	1,593	1,593
4,110 million (2022: 4,110 million)	Deferred	0.098p	6,549	6,549

There were no share issuance during the year.

#### 20. Risk and sensitivity analysis

The Group's activities expose it to a variety of financial risks: interest rate risk, liquidity risk, foreign currency risk, capital risk and credit risk. The Group's activities also expose it to non-financial risks: market, legal and environment risk. The Group's overall risk management programme focuses on unpredictability and seeks to minimise the potential adverse effects on the Group's financial performance. The board, on a regular basis, reviews key risks and, where appropriate, actions are taken to mitigate the key risks identified.

##### Capital risk

The Group's objectives when managing capital are to safeguard the ability to continue as a going concern in order to provide returns for shareholders and benefits to other stakeholders and to maintain an optimal capital structure to reduce the cost of capital.

##### Market risk

The Group also faces risks in conducting operations in US mid-continent, which include but are not limited to:

- Fluctuations in the global economy could disrupt the Group's ability to operate its business in the US Mid-Continent and could discourage foreign and local investment and spending, which could adversely affect its production.

##### Environmental risk

The Group faces environmental risks in conducting operations in the US Mid-Continent which include but are not limited to:

- If the Group is found not to be in compliance with applicable laws or regulations, it could be exposed to additional costs, which might hinder the Group's ability to operate its business.

##### Credit risk

The Group's principal financial assets are bank balances and cash, trade and other receivables. The Group's credit risk is primarily attributable to its trade receivables. The amounts presented in the balance sheet are net of allowances for doubtful receivables. An allowance for impairment is made where there is an identified loss which, based on previous experience, is evidence of a reduction in the recoverability of the cash flows.

## Nostra Terra Oil and Gas Company Annual Report and Accounts 2023

---

### Notes to the Financial Statements (continued)

For the year ended 31 December 2023

#### 20. Risk and sensitivity analysis (continued)

##### Volatility of crude oil prices

A material part of the Group's revenue will be derived from the sale of oil that it expects to produce. A substantial or extended decline in prices for crude oil and refined products could adversely affect the Group's revenues, cash flows, profitability and ability to finance its planned capital expenditure. West Texas Intermediate ("WTI") oil prices ranged from \$70.25 to \$89.43 in 2023 and \$73.17 to \$120.93 in 2022. The Group had no hedging activity during 2023.

##### Interest rate risk

The Group does not hedge this risk. At 31 December 2023, the Group had borrowings of \$4,429,000 (2022: \$3,980,000), with total interest for the year of \$369,000 (2022: \$199,000). A 100-basis point change in the rates will increase finance costs by \$44,000.

##### Liquidity risk

The Group expects to fund its exploration and development programme, as well as its administrative and operating expenses throughout 2023, principally using existing working capital and expected proceeds from the sale of future crude oil production. The Group had a bank balance of approximately \$25,622 at 31 December 2023 (2022: \$132,000).

##### Cash flow risk

The Group expects to have sufficient working capital to continue operations and to remain cash flow positive through 2023. This will be continuously monitored and reviewed by the directors through the inclusion of regular cash flow forecasts in management reports.

#### 21. Financial commitments

##### Capital commitments

The Group had no material capital commitments at the year-end.

#### 22. Related party transactions

##### Group

No related party transactions other than those highlighted below.

##### Company

At the year end, the Company owed its subsidiaries \$3,108,000 (2022: \$2,246,000) in respect of intercompany loans that are unsecured and interest-free.

The Company has the following loans outstanding with related parties:

In December 2023, the Company obtained short-term loans from a director totalling \$45,000 (2022: \$nil) which remains outstanding as of year-end. The loan is unsecured and bears interest free and repayable upon demand.

## Nostra Terra Oil and Gas Company Annual Report and Accounts 2023

### Notes to the Financial Statements (continued)

For the year ended 31 December 2023

#### 23. Share-based payments

The Group has a share-ownership compensation scheme for senior executives of the Group whereby senior executives may be granted options to purchase ordinary shares in the Company. The Group has previously issued warrants to senior executives as a welcome incentive and to third parties as consideration for their services. A share-based payment charge of \$40,481 (2022: \$155,000) for share options was expensed during the year.

Date of grant	At 31.12.22	Granted	Exercised	Expired	At 31.12.23	Exercise price pence	Exercise/ vesting date From	To
<b>Warrants</b>								
08/04/20	73,611,000	-	-	(73,611,000)	-	0.60	08/04/20	08/04/23
08/01/21	108,000,000	-	-	(108,000,000)	-	0.85	08/01/21	08/01/23
<b>Options</b>								
29/10/14	675,000	-	-	(375,000)	300,000	0.4	29/10/14	28/10/24
04/06/18	9,500,000	-	-	-	9,500,000	5	04/06/18	03/06/25
29/09/20	5,000,000	-	-	-	5,000,000	0.5	29/09/20	29/09/27
29/09/20	5,000,000	-	-	-	5,000,000	0.75	29/09/20	29/09/27
29/09/20	5,000,000	-	-	-	5,000,000	1	29/09/20	29/09/27
29/09/20	733,333	-	-	-	733,333	0.5	29/09/20	29/09/27
29/09/20	733,333	-	-	-	733,333	0.75	29/09/20	29/09/27
29/09/20	733,334	-	-	-	733,334	1	29/09/20	29/09/27
29/09/20	1,666,666	-	-	-	1,666,666	0.5	29/09/20	29/09/27
29/09/20	1,666,667	-	-	-	1,666,667	0.75	29/09/20	29/09/27
29/09/20	1,666,667	-	-	-	1,666,667	1	29/09/20	29/09/27
29/09/20	1,333,333	-	-	-	1,333,333	0.5	29/09/20	29/09/27
29/09/20	1,333,333	-	-	-	1,333,333	0.75	29/09/20	29/09/27
29/09/20	1,333,334	-	-	-	1,333,334	1	29/09/20	29/09/27

## Nostra Terra Oil and Gas Company Annual Report and Accounts 2023

### Notes to the Financial Statements (continued)

For the year ended 31 December 2023

#### 23. Share-based payments (continued)

The total number of options and warrants outstanding at 31 December 2023 and 31 December 2022 are as follows:

**Total at 31 December 2023: 36,000,000**

Total at 31 December 2022: 217,986,000

The number of options and warrants outstanding to the directors at the year-end were as follows:

Director	Warrants		Options		Total Warrants & Options	
	2023	2022	2023	2022	2023	2022
M Lofgran	-	16,000,000	21,300,000	21,600,000	21,300,000	37,600,000
S Staley	-	2,000,000	5,000,000	5,000,000	5,000,000	7,000,000
J Stafford	-	-	5,500,000	5,500,000	5,500,000	5,500,000
<b>Total</b>	<b>-</b>	<b>18,000,000</b>	<b>31,800,000</b>	<b>32,100,000</b>	<b>31,800,000</b>	<b>50,100,000</b>

The estimated fair value of the warrants issued in previous years was calculated by applying the Black-Scholes option pricing model. Volatility is based on historic share prices of the Company. The assumptions used in the calculation were as follows (the warrants issued on 8 April 2020 were to subscribers of shares in a fundraising and are not considered to be share based payments):

Warrants	7 Feb 2017	02 Sep 2020	25 Sep 2020	8 Jan 2021
Share price at grant date	2.53p	0.23p	0.3p	0.53p
Exercise price	2.55p	0.6p	0.35p	0.85p
Option life in years	5 years	2 years	2 years	2 years
Risk free rate	1%	1%	1%	0.5%
Expected volatility	50%	50%	50%	50%
Expected dividend yield	0%	0%	0%	0%
Fair value of option/warrant	1.08p	0.01p	0.07p	0.07p
Weighted average remaining life (years)	-	-	-	-

## Nostra Terra Oil and Gas Company Annual Report and Accounts 2023

### Notes to the Financial Statements (continued)

For the year ended 31 December 2023

#### 23. Share-based payments (continued)

Options	28 Oct 2014	21 July 2017	21 July 2017	21 July 2017
Share price at grant date	2.65p	1.55p	1.55p	1.55p
Exercise price	0.4p	3p	4.5p	6p
Option life in years	10 years	5 years	5 years	5 years
Risk free rate	1%	1%	1%	1%
Expected volatility	50%	50%	50%	50%
Expected dividend yield	0%	0%	0%	0%
Fair value of option/warrant	0.13p	0.52p	0.35p	0.25p
Weighted average remaining life (years)	0.83	-	-	-

Options	4 June 2018 - Directors	29 Sep 2020	29 Sep 2020	29 Sep 2020
Share price at grant date	2.50p	0.38p	0.38p	0.38p
Exercise price	5p	0.5p	0.75p	1p
Option life in years	7 years	7 years	7 years	7 years
Risk free rate	1%	1%	1%	1%
Expected volatility	50%	50%	50%	50%
Expected dividend yield	0%	0%	0%	0%
Fair value of option/warrant	1.85p	0.16p	0.50p	0.26p
Weighted average remaining life (years)	1.43	3.75	3.75	3.75

## Nostra Terra Oil and Gas Company Annual Report and Accounts 2023

---

### Notes to the Financial Statements (continued)

#### For the year ended 31 December 2023

#### **24. Contingent liabilities and guarantees**

The Group has no contingent liabilities in respect of legal claims arising from the ordinary course of business and it is not anticipated that any material liabilities will arise from contingent liabilities other than those provided for.

#### **25. Ultimate controlling party**

The Company is quoted on the AIM market of the London Stock Exchange. At the date of the annual report there was no one controlling party.

#### **26. Events after the reporting period**

On 11 January 2024 the Company raised £300,000 (before expenses) through a subscription and placing of 250,000,000 new ordinary shares at a price of 0.12p per share.

After the year end the Group sold the Coleman and Raschke assets for approximately \$40,000.